

MIND.FULLY.MADE.™



CLEAN CONSCIOUS

 **HONEST**[®]
2022 ANNUAL REPORT



BEAUTY



PERSONAL CARE



DIAPERS + WIPES



WELLNESS



DEAR HONEST STOCKHOLDERS,

As I reflect on this past year, I am humbled by the creativity and resilience the Honest team showed in the face of unprecedented headwinds - both in our industry and the world at large. The complex and uncertain environment challenged leaders and teams to adapt and to innovate. And through it all, our values-driven purpose has never waived and remains firmly at the center of everything we do.


When I started The Honest Company 11 years ago, I wanted Honest to be a disruptor and lead the charge for consumer-centric, ethics-driven businesses. I wanted consumers to have access to safe, effective products while never compromising on efficacy or aesthetics. I am proud to say that we have proven this concept at scale, cultivating a brand that is truly consumer-first and a leader in the clean lifestyle movement. More than ever, the business world has come to terms with how important it is to think through the lens of the consumer and the impact their choices have on the planet.

Guided by this very clear vision and mission, we are at an inflection point in Honest's evolution, assessing nearly every element of the business to ensure we emerge stronger for our customers, shareholders, employees, and retail partners. We believe that our 2022 financial results do not reflect the strength of this brand nor our ambitions. As we enter our next year as a public company, we are laser-focused on addressing our business challenges head-on and putting Honest back on a path to profitability, while delivering high-quality products people love and trust.

And since every big inflection point needs a changemaker, I am energized to embark on this next chapter under the leadership of our new CEO, Carla Vernón. Within her first 90 days as our CEO, Carla has already demonstrated her strength as a strategic, visionary leader who has the discipline, rigor, instinct, and charisma to transform Honest into the legacy brand for tomorrow's generation. I am also proud to say she has made history as the first ever Afro-Latina CEO of a U.S. publicly traded company.

On behalf of our Board of Directors and our Honest team members, I appreciate your ongoing support and look forward to the year ahead.

Very truly yours,



DEAR HONEST STOCKHOLDERS,

I welcome the opportunity to join James D. White, our Board Chairperson, in sharing our perspective on the performance and road ahead for The Honest Company at the close of 2022, our second year as a publicly traded company. Since Honest launched 11 years ago, it has disrupted and modernized many categories by bringing a new standard of purpose-driven product design to categories including baby, beauty, personal care, household care and wellness.

And as a company built in the Gen Z era, we are poised to be relevant, relatable and available to a broad cross-section of consumers. We believe the Honest brand continues to resonate during a year of macroeconomic headwinds. Despite continued cost inflation, increased economic pressure on consumers, and tighter inventory management by retailers, Honest expanded its retail footprint, and increased distribution and consumption growth. In many instances, Honest products were key growth drivers in our retail categories as our growth rates outpaced our categories' growth rates. While many factors point to the strength of the Honest brand, our 2022 financial results were disappointing. We do not believe that these results reflect the strength and potential of the Honest brand. In 2023, we will have an unrelenting focus on delivering results that position Honest for sustainable, profitable growth.

Making great quality products that are designed with clean and purpose driven standards is the heartbeat of Honest. And, when we speak to our customers and employees about what attracts them to Honest, time and time again the answer is grounded in the values woven into the company and into our products. We believe this combination of quality and mission sets Honest apart in our ability to lead the growth of our categories and drive the innovation so valued by our customers. We believe firmly that the demonstrated values of the Honest team, the quality of Honest products, and the power of the Honest brand to connect with consumers set Honest up to be a stronger, more profitable company.

2022 HIGHLIGHTS

- We grew consumption and market share by 12% in total across Honest diapers, wipes, and skin and personal care in a highly competitive and rapidly evolving market.
- We executed our omnichannel distribution strategy and expanded to over 50,000 retail locations in 2022, which includes 2,500 new Walmart locations and presence in all Publix stores as we expanded our geographic footprint in the U.S. Southeast. We also increased our ACV by 23 points from 49% to 72% in national multi-outlet stores.
- We delivered meaningful leadership across a broad set of retailers resulting in our 20th consecutive quarters of growth at Target, our position as the top selling clean and natural mascara on Amazon.com, and our emergence as the leading natural/lifestyle diaper brand at Kroger.
- We continued our commitment to ESG and Social Responsibility by releasing an ESG report to share how our work aligns with the framework metrics of the Sustainability Accounting Standards Board and the Task Force on Climate-Related Financial Disclosures. In addition, as of December 31, 2022, people of color represented nearly half of our Honest team, women represented more than 65% of our workforce and 60% of leadership at the associate director level and above. Our commitment to diversity and inclusion extends to our Board of Directors with women comprising 50% of our Board and 60% of our Board identifying as people of color.

2023 STRATEGIC FOCUS


We plan to address our business challenges head-on in 2023 and put Honest on a path to profitability. To do this, we intend to improve our margin structure through a series of actions including cost savings initiatives, aligning the quality of our products and our premium positioning to our pricing strategy, and managing our product and category choices.

Our focus is clear and we are grateful to our founder and Chief Creative Officer, Jessica Alba, our Board of Directors, and the entire Honest team for their dedication to and conviction in the Honest brand. We appreciate our stockholders' confidence and investment in the Honest team. As we build a strong future for Honest, we are confident that our product quality, strength of purpose and improved business fundamentals, provide us the foundation to build shareholder value and drive the Honest values of our stakeholders.

Sincerely,



Chairman of the Board of Directors



Chief Executive Officer



UNITED STATES
SECURITIES AND EXCHANGE COMMISSION
WASHINGTON, DC 20549

FORM 10-K

(Mark One)

ANNUAL REPORT PURSUANT TO SECTION 13 OR 15(d) OF THE SECURITIES EXCHANGE ACT OF 1934

For the fiscal year ended December 31, 2022
OR

TRANSITION REPORT PURSUANT TO SECTION 13 OR 15(d) OF THE SECURITIES EXCHANGE ACT OF 1934

For the transition period from _____ to _____
Commission File Number: 001-40378



The Honest Company, Inc.

(Exact Name of Registrant as Specified in its Charter)

Delaware
(State or Other Jurisdiction of
Incorporation or Organization)
12130 Millennium Drive, #500
Los Angeles, CA
(Address of Principal Executive Offices)

90-0750205
(I.R.S. Employer
Identification No.)

90094
(Zip Code)

(888) 862-8818

(Registrant's Telephone Number, Including Area Code)

N/A

(Former Name, Former Address and Former Fiscal Year, if Changed Since Last Report)

Securities Registered Pursuant to Section 12(b) of the Act:

Title of each class	Trading Symbol(s)	Name of each exchange on which registered
Common Stock, \$0.0001 par value per share	HNST	The Nasdaq Stock Market LLC

Securities registered pursuant to section 12(g) of the Act: _____ Common Shares _____

Indicate by check mark if the registrant is a well-known seasoned issuer, as defined in Rule 405 of the Securities Act. Yes No

Indicate by check mark if the registrant is not required to file reports pursuant to Section 13 or Section 15(d) of the Act. Yes No

Indicate by check mark whether the registrant (1) has filed all reports required to be filed by Section 13 or 15(d) of the Securities Exchange Act of 1934 during the preceding 12 months (or for such shorter period that the registrant was required to file such reports), and (2) has been subject to such filing requirements for the past 90 days. Yes No

Indicate by check mark whether the registrant has submitted electronically every Interactive Data File required to be submitted pursuant to Rule 405 of Regulation S-T (§232.405 of this chapter) during the preceding 12 months (or for such shorter period that the registrant was required to submit such files). Yes No

Indicate by check mark whether the registrant is a large accelerated filer, an accelerated filer, a non-accelerated filer, smaller reporting company, or an emerging growth company. See the definitions of "large accelerated filer," "accelerated filer," "smaller reporting company," and "emerging growth company" in Rule 12b-2 of the Exchange Act.

Large accelerated filer	<input type="checkbox"/>	Accelerated filer	<input checked="" type="checkbox"/>
Non-accelerated filer	<input type="checkbox"/>	Smaller reporting company	<input checked="" type="checkbox"/>
Emerging growth company	<input checked="" type="checkbox"/>		

If an emerging growth company, indicate by check mark if the registrant has elected not to use the extended transition period for complying with any new or revised financial accounting standards provided pursuant to Section 13(a) of the Exchange Act.

Indicate by check mark whether the registrant has filed a report on and attestation to its management's assessment of the effectiveness of its internal control over financial reporting under Section 404(b) of the Sarbanes-Oxley Act (15 U.S.C 7262(b)) by the registered public accounting firm that prepared or issued its audit report.

If securities are registered pursuant to Section 12(b) of the Act, indicate by check mark whether the financial statements of the registrant included in the filing reflect the correction of an error to previously issued financial statements.

Indicate by check mark whether any of those error corrections are restatements that required a recovery analysis of incentive-based compensation received by any of the registrant's executive officers during the relevant recovery period pursuant to §240.10D-1(b).

Indicate by check mark whether the registrant is a shell company (as defined in Rule 12b-2 of the Exchange Act). Yes No

The aggregate market value of the shares of common stock held by non-affiliates of the Registrant, based on the closing price of the Registrant's shares of common stock on the Nasdaq Global Select Market on June 30, 2022, was approximately \$188,904,751.

As of March 14, 2023, the registrant had 93,345,305 shares of common stock, \$0.0001 par value per outstanding.

DOCUMENTS INCORPORATED BY REFERENCE

Portions of the Registrant's definitive Proxy Statement relating to the 2023 Annual Meeting of Stockholders are incorporated herein by reference in Part III of this Annual Report on Form 10-K to the extent stated herein. Such Proxy Statement will be filed with the Securities and Exchange Commission within 120 days of the Registrant's fiscal year ended December 31, 2022.

Table of Contents

	Page
Part I	5
Item 1. Business	5
Item 1A. Risk Factors	14
Item 1B. Unresolved Staff Comments	55
Item 2. Properties	56
Item 3. Legal Proceedings	56
Item 4. Mine Safety Disclosures	56
Part II	57
Item 5. Market for Registrant's Common Equity, Related Stockholder Matters and Issuer Purchases of Equity Securities	57
Item 6. [Reserved]	57
Item 7. Management's Discussion and Analysis of Financial Condition and Results of Operations	58
Item 7A. Quantitative and Qualitative Disclosures About Market Risk	74
Item 8. Financial Statements and Supplementary Data	75
Item 9. Changes in and Disagreements With Accountants on Accounting and Financial Disclosures	107
Item 9A. Controls and Procedures	107
Item 9B. Other Information	107
Item 9C. Disclosure Regarding Foreign Jurisdiction that Prevent Inspections.	107
Part III	108
Item 10. Directors, Executive Officers and Corporate Governance	108
Item 11. Executive Compensation	108
Item 12. Security Ownership of Certain Beneficial Owners and Management and Related Stockholder Matters	108
Item 13. Certain Relationships and Related Transactions, and Director Independence	108
Item 14. Principal Accountant Fees and Services	108
Part IV	109
Item 15. Exhibits, Financial Statement Schedules	109
Item 16. Form 10-K Summary	111
Signatures	111

SPECIAL NOTE REGARDING FORWARD-LOOKING STATEMENTS

This Annual Report on Form 10-K contains “forward-looking statements” (within the meaning of Section 27A of the Securities Act of 1933, as amended (“Securities Act”), and Section 21E of the Securities Exchange Act of 1934, as amended (“Exchange Act”)) about us and our industry that involve substantial risks and uncertainties. In some cases, you can identify forward-looking statements because they contain words such as “anticipate,” “believe,” “contemplate,” “continue,” “could,” “estimate,” “expect,” “intend,” “may,” “plan,” “potential,” “predict,” “project,” “should,” “target,” “will” or “would” or the negative of these words or other similar terms or expressions. Actual results or events could differ materially from the plans, intentions and expectations disclosed in the forward-looking statements that we make. These forward-looking statements involve risks and uncertainties that could cause our actual results to differ materially from those in the forward-looking statements, including, without limitation, those set forth in Part I, Item 1A, “Risk Factors,” and other factors set forth in other parts of this Annual Report on Form 10-K. Furthermore, such forward-looking statements speak only as of the date of this report. Except as required by law, we undertake no obligation to update any forward-looking statements to reflect events or circumstances after the date of such statements. These forward-looking statements include, but are not limited to, statements concerning the following:

- our expectations regarding our revenue, cost of revenue, operating expenses, gross margin, adjusted EBITDA and other operating results;
- our strategic initiatives and priorities, including the timing, focus and cadence of our marketing, innovation, and distribution and costovation strategies;
- our ability to offset the high inflationary environment, including commodity prices, labor costs, input cost and transportation cost inflation with price increases, productivity or investing in digital capabilities and a growing revenue base;
- our ability to implement our strategy to deliver sustained long-term growth and profitability;
- the effect of macroeconomic factors, such as COVID-19 or other public health crises, supply chain disruptions and inflation on our business and the global economy, including our costs and expenses and shifting consumer demand between our Digital and Retail channels;
- economic conditions, including a potential recession and inflationary pressures and their impact on consumer spending and our operating results;
- our continued revenue growth through our omnichannel strategy and ability to capture growth in whitespace opportunities in the Retail channel;
- our ability to effectively manage our growth;
- the costs and success of our marketing efforts, and our ability to grow brand awareness and maintain, protect and enhance our brand;
- our ability to drive household penetration and increase market share in our product categories;
- our investments in innovation and digital capabilities to fuel growth;
- the market shift towards clean and natural products and the whitespace opportunity it provides for further market penetration and category growth in the clean and natural segments;
- our strategies to address the reduction in demand of certain products in our Household and Wellness product category and the related impact on our business;
- our ability to acquire new consumers and successfully retain existing consumers, including their level of spend with us;
- our expansion with retail and digital customers;
- our ability to retain new distribution partners;
- our ability to bring new products to market and to identify and successfully launch new category adjacencies;
- anticipated trends, growth rates, and challenges in our business and in the markets in which we operate;
- expectations regarding consumer demand and the timing and amount of orders from key customers;
- our ability to achieve or sustain our profitability;
- our practices, commitments and performance related to environmental, social and governance matters;
- future investments in our business, our anticipated capital expenditures and our estimates regarding our capital requirements;
- our ability to offset rising consumer uncertainty and tighter inventory management by retailers;
- our ability to effectively manage our inventory and maintain sufficient inventory to satisfy customer demands and meet revenue targets;
- our ability to liquidate excess inventory related to drops in consumer demand for our products, product discontinuations or product restages;
- our ability to gauge consumer trends and changing consumer preferences;
- our reliance on key personnel and our ability to identify, recruit and retain skilled personnel;
- our ability to obtain, maintain, protect and enforce our intellectual property rights and any costs associated therewith;
- our ability to compete effectively with existing competitors and new market entrants;
- our ability to successfully enter new markets and expand internationally;

- our ability to identify and complete acquisitions that complement and expand our reach and platform;
- seasonality;
- the financial condition of, and our relationships with, our suppliers, manufacturers, distributors and retailers;
- the ability of our suppliers and manufacturers to comply with safety, environmental or other laws or regulations;
- our ability to comply or remain in compliance with laws and regulations that currently apply or become applicable to our business in the United States, such as the U.S. Food and Drug Administration governmental regulation and state regulation; and in other jurisdictions where we elect to do business;
- outcome of legal or administrative proceedings; and
- the growth rates of the markets in which we compete.

Risk Factors Summary

Investing in our common stock involves substantial risks. The risks described in the section titled “Risk Factors” may cause us to not realize the full benefits of our strengths or to be unable to successfully execute all or part of our strategy. Some of the more significant risks include the following:

- We have incurred net losses each year since our inception and we may not be able to achieve or maintain profitability in the future.
- Our growth may not be indicative of our future growth and we may not be able to effectively manage our growth or evaluate our future prospects. If we fail to effectively manage our future growth or evaluate our future prospects, our business could be adversely affected.
- Our quarterly operating results may fluctuate, which could cause our stock price to decline.
- Economic conditions, including a potential recession and inflationary pressures such as price increases in commodity prices, labor costs, input costs and transportation costs and their impact on consumer spending and our operating results.
- Consolidation of retail customers, the loss of a significant retail or third-party ecommerce customer or a significant change in such customers' historical purchasing patterns could negatively impact our sales and ability to achieve or maintain profitability.
- Our business, including our costs and supply chain, is subject to risks associated with sourcing, manufacturing, warehousing and logistics, and the loss of any of our key suppliers or logistical service providers could negatively impact our business.
- We may not be able to compete successfully in our highly competitive market.
- Our cash, cash equivalents and short-term investments may not meet our liquidity needs;
- If we fail to cost-effectively acquire new consumers or retain our existing consumers, our business could be adversely affected. Our sales and profit are dependent upon our ability to expand our existing consumer relationships and acquire new consumers.
- We must expend resources to maintain consumer awareness of our brand, build brand loyalty and generate interest in our products. Our marketing strategies and channels will evolve and our efforts may or may not be successful.
- Increasing scrutiny and evolving expectations from stakeholders with respect to our environmental, social and governance (ESG) practices, performance and disclosures.
- Our brand and reputation may be diminished due to real or perceived quality, safety, efficacy or environmental impact issues with our products, which could have an adverse effect on our business, financial condition, results of operations and prospects.
- Our ability to maintain our competitive position is largely dependent on the services of our senior management and other key personnel, including our founder and Chief Creative Officer, Jessica Warren and our Chief Executive Officer, Carla Vernón.
- A disruption in our operations could have an adverse effect on our business.
- Pandemics or disease outbreaks, such as the continuing effects of the COVID-19 pandemic and overall macroeconomic trends have had and may continue to have an adverse effect on our business, financial condition, results of operations and prospects.
- We rely on third-party suppliers, manufacturers, retail and ecommerce customers and other vendors, and they may not continue to produce products or provide services that are consistent with our standards or applicable regulatory requirements, which could harm our brand, cause consumer dissatisfaction, and require us to find alternative suppliers of our products or services.
- Health and safety incidents or advertising inaccuracies or product mislabeling may have an adverse effect on our business by exposing us to lawsuits, product recalls or regulatory enforcement actions, increasing our operating costs and reducing demand for our product offerings.
- International trade disputes and the U.S. government's trade policy could adversely affect our business.
- Our business may be adversely affected if we are unable to provide our consumers with a technology platform that is able to respond and adapt to rapid changes in technology.

PART I

Item 1. Business

Overview Of Business

The Honest Company (the "Company," which may also be referred to as "we," "us" or "our") is a digitally-native consumer products company born in the Gen Z era to make purpose-driven consumer products designed for all people. Our commitment to our core values, continual innovation and engaging our community has differentiated and elevated our brand and our products. Since our launch in 2012, we have been dedicated to developing clean, sustainable, effective and thoughtfully designed products. By doing so with transparency, we have cultivated deep trust around what matters most to our consumers: their health, their families and their homes. We are an omnichannel brand, ensuring our products are available wherever our consumers shop through our Retail and Digital channels. Our differentiated platform positions us for continued growth through our trusted brand, award-winning multi-category product offering, deep digital-first connection with consumers and omnichannel accessibility.

We completed the initial public offering ("IPO") of our common stock on May 7, 2021, and our common stock began trading on the Nasdaq Global Select Market on May 5, 2021.

Our Products and Product Categories

Our Chief Executive Officer, as the chief operating decision maker, organizes the Company, manages resource allocations, and measures performance on the basis of one operating segment. Our three product categories are Diapers and Wipes, Skin and Personal Care and Household and Wellness, which represented 64%, 28%, and 8% of our 2022 revenue, respectively.

- *Diapers and Wipes.* Primary components of our Clean Conscious™ diapers are made with sustainably harvested, chlorine-free fluff pulp and other plant-derived materials. Our diapers are also packaged with a more efficient design than our previous diaper product that uses less material. Our diapers serve as a strategic customer acquisition tool, as new parents often proceed to also purchase baby wipes and products from our Skin and Personal Care and Household and Wellness categories.
- *Skin and Personal Care.* We use clean and safe ingredients, including many naturally-derived ingredients that, most-importantly, are effective. We have an extensive line of bath, body, skincare and beauty products designed for a range of skin types and concerns, many of which are certified by trusted experts and institutions, including the National Eczema Association. Our products are formulated to perform and our ingredients and formulas are toxicologist-audited for potential health concerns. For example, our award-winning⁽¹⁾ *Fresh Flex Concealer* is made without harmful parabens or paraffin, synthetic fragrances, cyclomethicone or mineral oil and our Clean Power Technology™ to create lasting wear.
- *Household and Wellness.* We offer clean products that are designed to be safe for the whole family without compromising efficacy. Some of the category products include baby clothing, pre and post natal vitamins, wellness supplements, sanitizing wipes, and hand sanitizer made with key plant-based ingredients. In 2022, we introduced new product innovation that has diversified our offering in this category, including our wellness supplement line and Honest Baby Clothing®.

(1) Allure's 2022 "Best of Beauty" award winner in the "Clean Beauty" category.

Our Integrated Omnichannel Presence

Since our launch, we have built a well-integrated omnichannel presence by expanding our product availability across both Digital and Retail channels, including the launch of strategic partnerships with Target, Amazon and Walmart in 2014, 2017 and 2022, respectively. This business model has allowed us to efficiently scale our business while remaining agnostic as to the channel where consumers purchase our products.

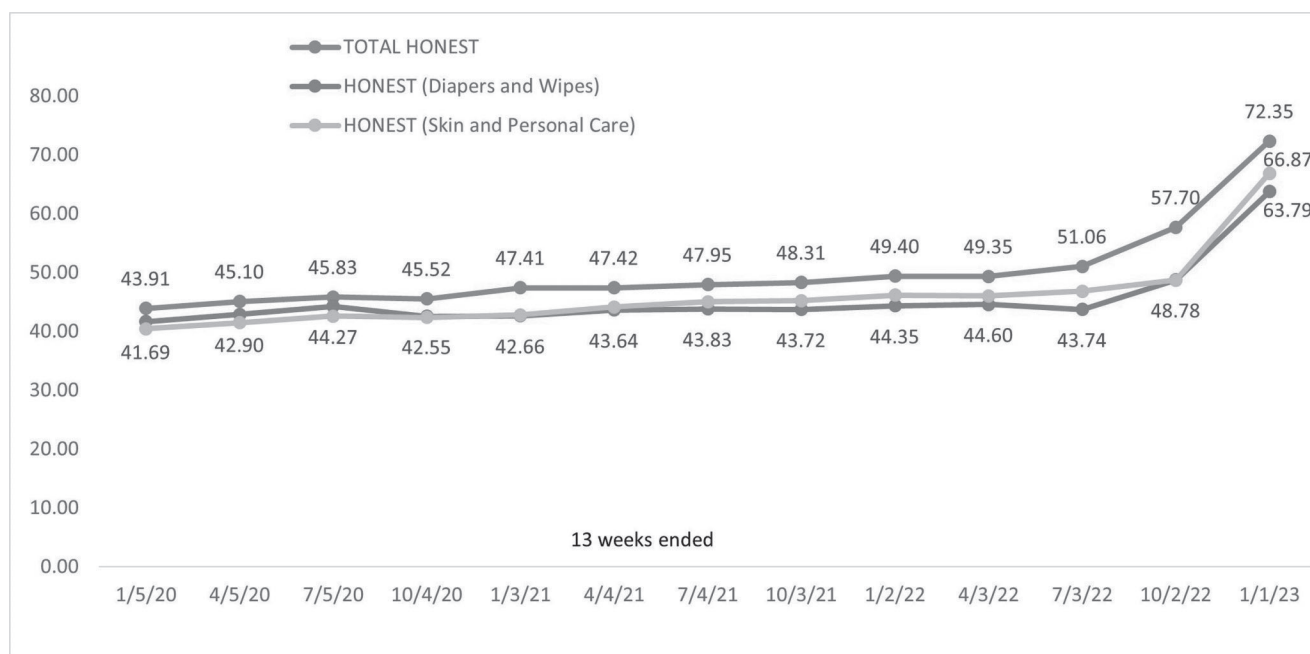
- *Digital Channel.* In 2022, we generated 45% of revenue through our Digital channel, which includes our flagship digital platform, Honest.com, and third-party pureplay ecommerce sites. Through Honest.com, we are able to establish a direct relationship with our consumers, to more effectively influence brand experience and better understand consumer

preferences and behavior. Our website showcases the entirety of our product portfolio, offers exclusive products and services including our subscription service and loyalty program Honest Rewards™, houses branded content featured on product detail pages and our blog, and facilitates new product feedback via exclusive pre-launch access across all our channels. In addition to shopping our products a la carte, consumers have the option to subscribe to our popular Diapers and Wipes bundle subscription, as well as customizable single item subscriptions. In 2022, 25% of our revenue was generated from Honest.com. In January 2023, we launched Honest Rewards™ loyalty program aimed to increase long-term customer value with the brand through consumer incentives.

Additionally, we have strong relationships with Amazon and other third-party ecommerce platforms which allow us to further our brand experience and leverage engaging assets and content featured on Honest.com. We leverage first-party data on Amazon to improve the efficiency of our marketing spend and inform our growth strategy. These relationships also enable us to participate in important key retailer-specific programs, leading to increased awareness with a new set of consumers. We believe our Digital channel provides our consumers with the highest level of brand experience and further builds consumer loyalty.

- Retail Channel.* In 2022, we generated 55% of revenue through our Retail channel via strategic partnerships with leading omnichannel retailers that sell our products through brick and mortar stores and often on their own websites as well. Our retail partnerships expand brand awareness and product accessibility, creating meaningful marketing efficiencies as we continue to scale. Additionally, these partnerships support our differentiated value proposition by making our products conveniently accessible in the many places where our consumer shops. As of December 31, 2022, our products can be found in approximately 50,000 retail locations across the United States, Canada and Europe.

All-commodity volume ("ACV") is the measurement of a product's distribution weighted by the overall dollar retail sales attributable to the retail location distributing such product; a retail location would be counted as having sold the product or product group if at least one unit of the product was scanned for sale within the relevant time period. This metric provides a measurement of retail penetration that takes into account the importance of selling through retail locations with higher overall retail sales volumes, and as a result we believe that our competitors generally use the same measurement. For the 13-weeks ended January 1, 2023, in total we had approximately 72 points ACV in national multi-outlet stores, as compared with 49 points in the year ago period, primarily driven by the launch of diapers, wipes, and personal care products into over 2,500 Walmart stores. Below is our ACV weighted distribution for the 13-week period ended:



Our Growth Strategy

Marketing Strategy

The core of our Content, Community, Commerce marketing strategy is centered upon creating a brand for all people that leverages rich content to drive brand awareness around clean, conscious living through marketplaces where our products are sold. Included in our Content, Community, Commerce marketing strategy is our digital strategy that is geared towards creating lifetime value while fueling our omnichannel growth by converting one-time purchasers to a community of like-minded consumers

aligned with Honest's mission (the "Digital Strategy"). This conversion will be facilitated through the curation of value-driven digital experiences, including personalized shopping experiences, loyalty rewards, optimized mobile and desktop experiences and overall improvements within our digital assets to delight and excite our consumers.

Innovation Strategy

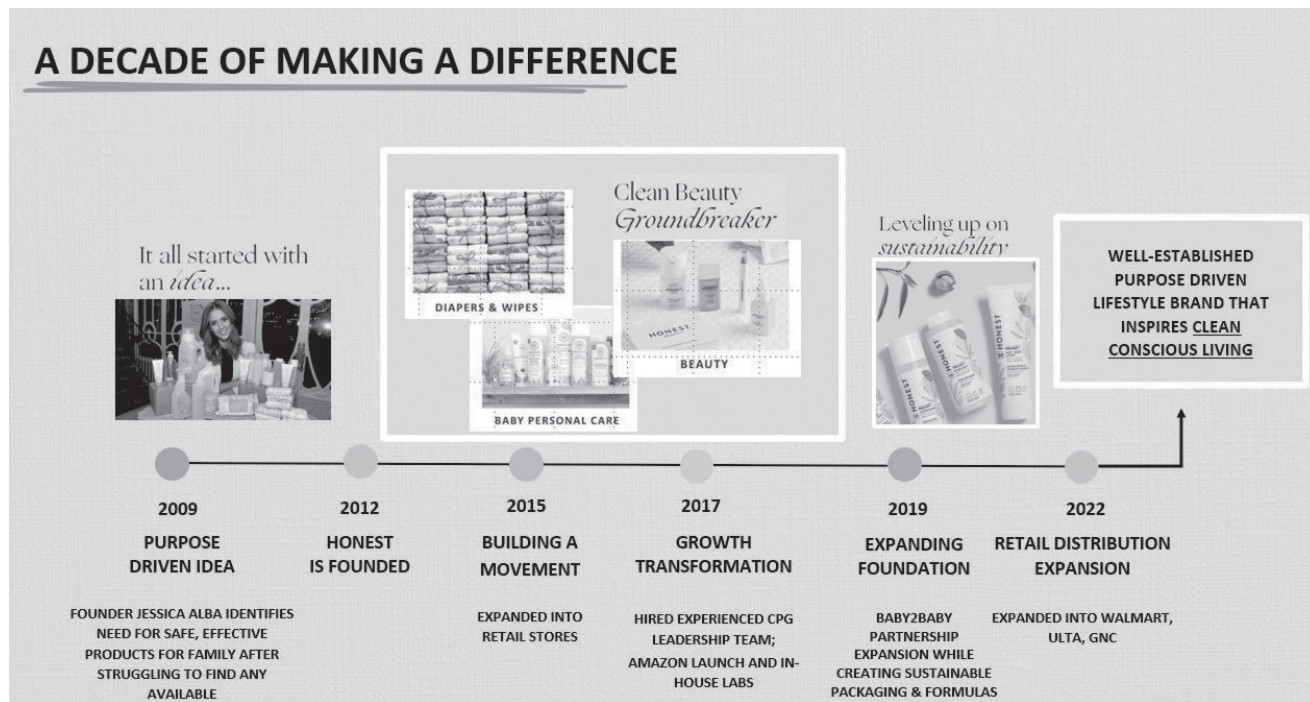
We use connectivity to our community of consumers to provide valuable insights that power innovation across categories. We use innovation to support our growth objectives across our portfolio, as highlighted in the three core pillars of our Innovation Framework: that we bring product innovation that 1) feeds and nurtures our core values, 2) expands within our existing product categories, and 3) grows into new potential product categories adjacent to existing categories that fit with our value proposition to the consumer.

We continue to innovate in each of our product categories in areas such as breakthrough new product formulations, innovative packaging, costovation (defined below) and marketing strategy, with a focus on driving "big bets" across potential product adjacencies where we have: 1) ability to build on our premium positioning, 2) ability to lead and win in a category, and 3) the opportunity to expand into more places within an existing Honest home while positioning ourselves as a premium brand. We are also focused on building a portfolio of products in complementary categories through our Innovation Strategy and the investment in our Digital Strategy. We are building an Honest community with the goal of creating a more holistic clean, conscious home for consumers and customers alike. We strive for continuous improvement in our existing products' safety, sustainability, efficacy and design profile while achieving better performance often at lower cost, which we refer to as costovation.

Omnichannel Strategy

We reach our consumers through a strategic omnichannel approach across complementary Digital and Retail channels to maximize consumers' connection, experience and access to our brand. We are enhancing our technology to allow digital orders to be delivered to customers faster and providing content and community digital offerings to take advantage of our subscriptions program. Our integrated omnichannel approach provides a meaningful benefit to our consumers who can shop our brand however they want, engendering further "stickiness" and loyalty. Our omnichannel approach seeks to meet consumers however they want to shop, balancing deep consumer connection with broad convenience and accessibility.

10 Years of Growth



Supply Chain and Operations

We manage a global supply chain of highly qualified, third-party manufacturing and logistics partners to produce and distribute our products. We look to manufacturing partners who share our commitment to quality, Current Good Manufacturing Practices ("cGMPs"), sustainability, and design. We conduct quality audits of our third-party manufacturing partners and require that they follow our high standards of controlled documentation, cleaning and safety protocols, and laboratory controls. Our third-party manufacturing partners are located in various locations including the United States, Mexico and China. Our supply chain team manages these relationships and processes and, with the support of our innovation team, researches materials and equipment, approves and manages purchasing plans, and oversees product fulfillment.

The primary raw materials and components of our products include sustainably harvested fluff pulp in our diapers and plant-based substrate in our baby wipes, among other materials. Just as important as what goes into our products, we actively work with suppliers to avoid certain materials, including parabens, paraffins, synthetic fragrances, and mineral oil, that don't meet our standards but are commonly used by mainstream brands.

Our distribution network includes three warehouses in Nevada, Pennsylvania and the Netherlands and other short-term inventory storage locations with retail and direct-to-consumer ("DTC") fulfillment capabilities and value-added services operated by GEODIS Logistics LLC, or GEODIS. The warehouse in Las Vegas is a state-of-the-art facility leased by Honest with a focus on automated large scale DTC fulfillment. We manage inventory by forecasting demand, analyzing product sell-through, and analyzing our supply chain to ensure sufficient capacity to support demand. As a result of the COVID-19 pandemic and other macroeconomic trends, we and our distribution partners have in the past experienced and may experience in the future some disruptions to the operations of our fulfillment centers.

Sustainability is a key component of our supply chain and distribution. We have transitioned to 100% pre-consumer or post-consumer recycled ("PCR") cardboard shipping cartons for our Honest.com shipments.

Competition

The markets in which we operate are highly competitive and rapidly evolving, with many new brands and product offerings emerging in the marketplace. We face significant competition from both established, well-known legacy consumer packaged goods, or CPG players and emerging DTC brands.

- *Diapers and Wipes.* Select competitors include Kimberly-Clark Corporation (maker of Huggies), Procter & Gamble Company (maker of Pampers, Pampers Pure and Luvs), WaterWipes UC and other private label brands.
- *Skin and Personal Care.* Select competitors include Johnson & Johnson Consumer Inc. (maker of Johnson's Baby and Aveeno), The Clorox Company (parent company of Burt's Bees, Inc.), Unilever PLC (maker of Shea Moisture), LVMH Moët Hennessy Louis Vuitton (maker of Benefit Cosmetics LLC), Estée Lauder Inc., L'Oréal S.A. and Pacifica Beauty LLC.
- *Household and Wellness.* Select competitors include Carter's Inc., The Clorox Company, Reckitt Benckiser Group plc (maker of Lysol) and Unilever PLC (maker of Seventh Generation products).

We compete based on various product attributes including clean formulation, sustainability, effectiveness and design, as well as our ability to establish direct relationships with our consumers through digital channels. We believe that we compete favorably across these factors taken as a whole.

Our Industry

We believe that the "clean and natural" product categories of the Diapers and Wipes, Skin and Personal Care and Household and Wellness markets are growing at outsized rates, as a result of the increasing shift in consumer demand for "better-for-you" products. Based on independent third-party consumption data for the 52 weeks ended January 1, 2023, the dollar amount of sales of the clean and natural products of Honest wipes, diaper and baby personal care grew 22.9%, 15.2% and 12.8%, respectively, significantly outpacing the products in the industry as a whole which grew in diapers and wipes 7.7% and 7.1%, respectively, and declined in baby personal care by 1.6%.

We believe that certain historical leading brands that have produced products in these categories for decades generally focus on single categories and offer products made with conventional ingredients that are less aligned with increasing consumer preference for clean and natural solutions. We believe that given consumers' growing focus on their health and wellness, reducing waste and promoting social impact, we are well-positioned to continue to take market share from these legacy brands.

We believe that this market shift towards clean and natural products is in its early stages and provides whitespace opportunity for further market penetration and category growth in the clean and natural product categories.

Our Purpose-Driven Organization

At Honest, we prioritize transparency, trust, safety and human health in all that we do. Our purpose-driven mission has always been guided by our commitment to philanthropic partnerships and community engagement with a focus on diversity and inclusion. Our Environmental, Social and Governance ("ESG") initiatives are focused around three key pillars, Planet; Products; and People. We recently published an Investor tear sheet on our investor relations website that aligns with both the Sustainability Accounting Standards Board ("SASB") and the Task Force on Climate-related Financial Disclosures ("TCFD") frameworks.

The Nominating and Corporate Governance Committee is responsible for overseeing management of risk related to our ESG practices, including risks related to our operations and our supply chain. In 2022, we also formed an ESG Council which comprises certain executive management and various cross-functional leaders across the organization that share oversight of ESG matters.

PLANET

- *We strive for sustainable packaging.* Our commitment to environmental sustainability shows up through our product development, packaging processes and in all parts of our business on a daily basis. For example, we use sustainable cartons in some of our Skin & Personal Care products that are environmentally-friendly, Forest Stewardship Council ("FSC")-certified, and made from 100% recycled, PCW (pre/post consumer waste) materials.
- *We strive to lessen our environmental footprint—minimizing our impact by offsetting carbon emissions and working to responsibly source materials and packaging.* We have transitioned our Honest.com shipping cartons to 100% PCR cardboard. In 2020, Honest entered into an agreement to participate in a six-month carbon offset program to reduce greenhouse gas emissions resulting from our domestic Honest.com shipments. We began our participation in this program in 2020 and have participated in consecutive six-month periods through 2021 and 2022. We plan to continue to participate in this six-month program through the end of 2023. Our Clean Conscious™ diaper features an innovative design including our plant-based backsheet, sustainably harvested fluff pulp and a more efficient design than our previous diaper product that uses less material helping to avoid using over 7,000 trees every single year.
- *We prioritize waste reduction, focusing on reusable, refillable and recyclable materials.* 100% of our baby personal care and household cleaning bottles are recyclable or include recycled materials and we are regularly looking to increase the amount of post-consumer resin in our components. We eliminated plastic in many of our Skin and Personal Care products by moving to aluminum tubes, refillable tin compacts and glass jars.

PRODUCTS

- *We are committed to the health, safety and well-being of our consumers by providing clean, effective, well-designed products consumers can feel great about using.* We place an emphasis on ingredient and formula assessments, including external third-party certifications and in-house Toxicologist and Eco-toxicologist Audit protocols where we review the final formula for potential chemical hazards, dose-response, and anticipated exposure to determine if our products meet a health-protective margin of safety, not only for single product use, but over the consumer's lifetime. Our NO List™ contains over 3,500 chemicals and materials we choose not to use, including parabens, sulfate surfactants, phthalates, formaldehyde donors and synthetic fragrances.
- *We prioritize naturally-derived resources over synthetic, petroleum-derived ingredients in our product formulas and designs.* The majority of our Baby Personal Care and Mama Care formulas meet the United States Department of Agriculture's ("USDA") BioPreferred® Program requirements for biobased content. The alcohol used in our alcohol wipes, hand sanitizer gel and hand sanitizer spray is plant-derived and our fragrances are naturally derived, never synthetic. Primary components of our diapers are made with sustainably harvested, chlorine-free fluff pulp and other plant-derived materials, including our plant-based backsheet. Our baby clothing is made with organic cotton.
- *We comply with the requirements of many independent organizations or certification authorities for several of our products.* This includes the USDA's, National Organic Program, the USDA's BioPreferred® Program for biobased content, the National Eczema Association's Seal of Acceptance, EWG Verified™, the U.S. EPA's Safer Choice Program, Green Seal®, the NSF/ANSI 305 standards set by Quality Assurance International and the Global Organic Textile Standard for organic cotton in our baby clothing and bedding. We have over 100 EWG Verified™ SKUs across

the organization, which are products that do not include EWG's chemicals of concern while also meeting their strict health-based guidelines.

- *We conduct quality audits of our third-party manufacturing partners.* We require our third-party manufacturers to follow our high standards of controlled documentation, cleaning and safety protocols, and laboratory controls.
- *We partner with trusted science-based industry groups driving change in green chemistry.* In 2022, we announced our Co-Design Partnership with ChemFORWARD, a nonprofit value chain collaboration increasing access to data on chemical hazards and safer alternatives. We are also members of the Green Chemistry & Commerce Council (GC3), a multi-stakeholder collaboration driving for commercial adoption of green chemistry by forging meaningful connections across the supply and value chain.

PEOPLE

Community Impact

We work closely with our charity partners, including Baby2Baby, to help provide children and families around the world with the basic essentials and resources they need to live healthy lives. Since the start of our relationship with Baby2Baby and other partners, we have donated more than 28 million family personal care, feminine care, clean beauty products and other essentials to those in need and our compassionate team has volunteered countless hours giving back to our communities and providing disaster relief.

Our partnership with March of Dimes helps fund research, advocacy and service programs addressing maternal and infant mortality with critical healthcare and support. The partnership will also fund the creation of new advocacy content about environmental justice for moms and babies, helping further spread the important work this organization has set out to do. In 2022, we announced that our Head of Toxicology co-authored the Personal Care Product & Beauty Justice brief through March of Dimes' Mom and Baby Action Network (M-BAN), highlighting cosmetic ingredients of potential concern for a pregnant person and their unborn child as well as inequities experienced by marginalized populations; the brief is expected to be published in 2023. Through this partnership, we have donated more than \$0.4 million, reaching more than an estimated 455,000 mothers with health education and programs to support the organization, including its new Mom and Baby Action Network.

Human Capital Management

Our Board of Directors and Compensation Committee provide important oversight on certain human capital matters, including the strategic direction for various people-related business goals and strategies, such as compensation and benefit programs, leadership succession planning, culture and talent development.

Employees

Our human capital planning process strategically aligns our business needs with the goal of ensuring we have the capability and capacity we need to meet consumer demand. As of December 31, 2022, we had a total of 198 full-time employee equivalents, as well as a limited number of temporary employees and consultants. In building our high-performing teams, we have invested in leadership, marketing, digital and technology capabilities. Embedded in the Honest culture are core values that honor diversity and inclusion, making The Honest Company a workplace that values different perspectives and ideas. Honest offers a competitive compensation and benefits program, and our award-winning learning and development platform, Honest University, delivers opportunities for all employees to grow and develop personally, professionally and financially. Our corporate social responsibility efforts provide opportunities for employees to give back to communities in need through volunteerism, donation matching and paid volunteer time off. We foster an environment of community and support within our organization through our employee resource groups (discussed below), which offer a safe forum to inspire and develop employee-led initiatives addressing issues that matter most to them. As a health and wellness brand, we ensure our employees have competitive benefits and access to a range of wellness offerings to empower them to live healthy, happy lives.

Diversity and Inclusion

As a Company founded by a woman of color, we have always been passionate about ensuring a diverse and inclusive workforce that reflects our consumers and the communities we serve. Our Chief Executive Officer is one of the only Afro-Latina Chief Executive Officers at a U.S. publicly traded company, bringing a new era of leadership that reflects the diversity of Honest's consumers. We are proud to say that as of December 31, 2022, people of color represented nearly half of our workforce, and women represented more than 65% and 60% of our workforce and leadership, which includes director level and above, respectively. We currently have four Employee Resource Groups: *Women Excelling in Leadership and Living*, or W.E.L.L.,

Parents & Friends, Black Leadership, Allies & Community, or B.L.A.C and Honest Asian-American Pacific Islanders, or H.A.A.P.I. W.E.L.L supports the personal and professional development of women at Honest. *Parents & Friends* provides a valuable network of parenting resources and information. *B.L.A.C* was created to lift, engage and empower Black voices within The Honest Company and across the community. *H.A.A.P.I* was launched in 2021 to create a supportive and inclusive community for Asian Americans and Pacific Islanders and allies. We have made a commitment to provide training and a platform for important dialogue about diversity, inclusion and equity.

Hiring, Development and Retention

We look to attract and retain the best talent to help the Company deliver against our strategies. We prioritize career growth and leadership development because growing our talent and building our capabilities supports our retention efforts and helps us establish a strong foundation for long-term success. We believe a firm commitment to our values will continue to drive our success going forward and that employee engagement is an integral component. The ongoing training and development of our employees through our *Honest University* program provides continued growth for employees in areas of leadership, as well as technical skills.

Employee Safety and Well-Being

As a values-driven organization, the Company takes a holistic approach to caring for its employees, with benefits and programs designed to support physical, mental, emotional and financial well-being.

We prioritize safety for all employees and third-party warehouse partners through a combination of education, training and safety-related policies, while also operating in compliance with applicable regulations, including Occupational Safety and Health Administration guidelines in the U.S. This approach was particularly important as the Company continued to navigate the COVID-19 pandemic and implemented enhanced safety protocols across our facilities, including preventive detection measures, contact tracing, frequent cleaning and sanitizing, required use of personal protective equipment and the adjustment of work schedules to reduce exposure.

The Company continued to support employees emotional well-being during the pandemic by offering additional physical and mental health benefits, including our partnership with *Thrive Global* which offers employees learning and development through training sessions, resources and virtual guides to support and promote emotional well-being. Additionally, the Company provides an Employee Assistance Program (EAP) at no cost to employees to support emotional health and a fitness reimbursement through Global Fit Rewards to encourage a healthy lifestyle for Honest employees.

To support our people's financial well-being, the Company provides competitive compensation – including short- and long-term incentives – to attract and retain top talent. Our commitment to pay equity helps ensure our compensation is fair and rewards employees for their contributions. In addition, we offer a competitive employee matching 401(k) plan.

Government Regulation

Substantially all of our products are subject to regulation by the Consumer Product Safety Commission, or the CPSC, the EPA, and the Federal Trade Commission, or the FTC, as well as various other federal, state, local and foreign regulatory authorities. These laws and regulations principally relate to the ingredients or components, proper labeling, advertising, packaging, marketing, manufacture, registration, safety, shipment and disposal of our products.

Our cosmetic, over-the-counter drugs, food (vitamins/dietary supplements) and cleaning products are subject to regulation by the Food and Drug Administration, or the FDA. Under the Federal Food, Drug and Cosmetic Act, or the FDCA, cosmetics are defined as articles or components of articles that are applied to the human body and intended to cleanse, beautify or alter its appearance, with the exception of soap. The labeling of cosmetic products is also subject to the requirements of the FDCA, the Fair Packaging and Labeling Act, the Poison Prevention Packaging Act and other FDA regulations. Cosmetics are not subject to pre-market approval by the FDA, however certain ingredients, such as color additives, must be pre-authorized. If safety of the products or ingredients has not been adequately substantiated, a specific warning label is required. Other warnings may also be mandated pursuant to FDA regulations. The FDA monitors compliance of cosmetic products through market surveillance and inspection of cosmetic manufacturers and distributors to ensure that the products neither contain false nor misleading labeling and that they are not manufactured under unsanitary conditions. Inspections also may arise from consumer or competitor complaints filed with the FDA. In the event the FDA identifies false or misleading labeling or unsanitary conditions or otherwise a failure to comply with FDA requirements, we may be required by a regulatory authority or we may independently decide to conduct a recall or market withdrawal of our product or to make changes to our manufacturing processes or product formulations or labels. In addition, the Modernization of Cosmetics Regulation Act, enacted in December 2022, is expected to expand the FDA's regulatory authority over cosmetic products, including by providing the FDA with new mandatory recall authority over cosmetics and by

requiring the registration of cosmetic manufacturing facilities, the reporting of certain adverse events, the issuance of cGMP requirements and the establishment of safety substantiation requirements.

If a product is intended for use in the diagnosis, cure, mitigation, treatment or prevention of a disease condition or to affect the structure or function of the human body, the FDA will regulate the product as a drug. Our current products that are intended to treat acne and skin care products with sun protection factor, or SPF, are considered over-the-counter, or OTC, drug products by the FDA. Our OTC products are subject to regulation through the FDA's "monograph" system which specifies, among other things, permitted active drug ingredients and their concentrations. The FDA's monograph system also provides the permissible product claims and certain product labeling requirements, based on the intended use of the product. Our OTC drug products must be manufactured consistent with the FDA's current drug good manufacturing practices requirements, and the failure to maintain compliance with these requirements could require us to conduct recalls, market withdrawal, or make changes to our manufacturing practices.

The FDA may change the regulations as to any product category, requiring a change in labeling, product formulation or analytical testing.

We are subject to regulation by the CPSC under the Consumer Product Safety Act, the Flammable Fabrics Act, the Poison Prevention Packaging Act, the Federal Hazardous Substances Act, and other laws enforced by the CPSC. These statutes and the related regulations establish safety standards and bans for consumer products. The CPSC monitors compliance of consumer products under its jurisdiction through market surveillance and has the authority to conduct product safety related inspections of establishments where consumer products are manufactured, held, or transported. The CPSC has the authority to require the recall of noncompliant products or products containing a defect that creates a substantial risk of injury to the public. The CPSC may seek penalties for regulatory noncompliance under certain circumstances. CPSC regulations also require manufacturers of consumer products to report to the CPSC certain types of information regarding products that fail to comply with applicable regulations, that contain a defect which could create a substantial product hazard, or that create an unreasonable risk of serious injury or death. Certain state laws also address the safety of consumer products and mandate reporting requirements, and noncompliance may result in penalties or other regulatory action.

Certain of our products are also subject to regulation by the EPA, under the Federal Insecticide, Fungicide, and Rodenticide Act, or FIFRA. FIFRA establishes a system of pesticide, including disinfectant product, regulation to protect applicators, consumers and the environments. Under FIFRA, certain of our cleaning products, including the disinfectant products, may require approval from and registration with the EPA prior to sale. Products subject to FIFRA must comply with specified approval, registration, manufacture, labeling, and reporting requirements, among other requirements. EPA is authorized to take enforcement action to prevent the sale or distribution of non-compliant disinfectant products, including to prevent the sale or distribution of unregistered disinfectants and to prevent the sale or distribution of registered pesticides that are not permitted to make claims permitted by the terms of their registration, among other areas of non-compliance. The EPA may seek penalties for regulatory noncompliance under certain circumstances. Manufacturers subject to FIFRA may also be required to report certain types of information regarding disinfectant products to EPA. Certain state laws may also address requirements applicable to cleaning products, and non-compliance may result in penalties or other regulatory action.

The USDA enforces federal standards for organic production and use of the term "organic" on product labeling. These laws prohibit a company from selling or labeling products as organic unless they are produced and handled in accordance with the applicable federal law.

The FTC, FDA, USDA, EPA, and other government authorities also regulate advertising and product claims regarding the characteristics, quality, safety, performance and benefits of our products. These regulatory authorities typically require a safety assessment of the product and reasonable basis to support any factual marketing claims. What constitutes a reasonable basis for substantiation can vary widely from market to market, and there is no assurance that our efforts to support our claims will be considered sufficient. The most significant area of risk for such activities relates to improper or unsubstantiated claims about the composition, use, efficacy and safety of our products and their environmental impacts. If we cannot adequately support safety or substantiate our product claims, or if our promotional materials make claims that exceed the scope of allowed claims for the classification of the specific product, the FDA, FTC or other regulatory authority could take enforcement action, impose penalties, require us to pay monetary consumer redress, require us to revise our marketing materials or stop selling certain products and require us to accept burdensome injunctions, all of which could harm our business, reputation, financial condition and results of operations.

In addition, the FTC regulates the use of endorsements and testimonials in advertising as well as relationships between advertisers and social media influencers pursuant to principles described in the FTC's Guides Concerning the Use of Endorsements and Testimonials in Advertising, or the Endorsement Guides. The Endorsement Guides provide that an endorsement must reflect the honest opinion of the endorser and cannot be used to make a claim about a product that the product's marketer couldn't itself legally make. They also say that if there is a connection between an endorser and the marketer that

consumers would not expect and it would affect how consumers evaluate the endorsement, that connection should be disclosed. Another principle in the Endorsement Guides applies to ads that feature endorsements from people who achieved exceptional, or even above average, results from using a product. If the advertiser doesn't have proof that the endorser's experience represents what people will generally achieve using the product as described in the ad, then an ad featuring that endorser must make clear to the audience what results they can generally expect to achieve and the advertiser must have a reasonable basis for its representations regarding those generally expected results. Although the Endorsement Guides are advisory in nature and do not operate directly with the force of law, they provide guidance about what the FTC staff generally believes the Federal Trade Commission Act, or FTC Act, requires in the context using of endorsements and testimonials in advertising and any practices inconsistent with the Endorsement Guides can result in violations of the FTC Act's proscription against unfair and deceptive practices.

To the extent we may rely on endorsements or testimonials, we will review any relevant relationships for compliance with the Endorsement Guides and we will otherwise endeavor to follow the FTC Act and other legal standards applicable to our advertising. However, if our advertising claims or claims made by our social media influencers or by other endorsers with whom we have a material connection do not comply with the Endorsement Guides or any requirement of the FTC Act or similar state requirements, the FTC and state consumer protection authorities could subject us to investigations and enforcement actions, impose penalties, require us to pay monetary consumer redress, require us to revise our marketing materials and require us to accept burdensome injunctions, all of which could harm our business, reputation, financial condition and results of operations.

We are also subject to a number of U.S. federal and state and foreign laws and regulations that affect companies conducting business on the Internet, including consumer protection regulations that regulate retailers and govern the promotion and sale of merchandise. Many of these laws and regulations are still evolving and being tested in courts, and could be interpreted in ways that could harm our business. These may involve user privacy, data protection, content, intellectual property, distribution, electronic contracts and other communications, automatically renewing product subscriptions, competition, protection of minors, consumer protection, telecommunications, product liability, taxation, economic or other trade prohibitions or sanctions and online payment services. Among other laws and regulations, we are subject to federal, state, local and international laws regarding privacy and protection of people's data. Foreign data protection, privacy and other laws and regulations can be more restrictive than those in the United States. U.S. federal and state and foreign laws and regulations are constantly evolving and can be subject to significant change. In addition, the application, interpretation and enforcement of these laws and regulations are often uncertain, and may be interpreted and applied inconsistently from country to country and inconsistently with our current policies and practices. In the European Union, the General Data Protection Regulation, or GDPR, has stringent operational requirements relating to the processing of personal data, including, for example, expanded disclosures about how personal information is to be used, limitations on retention of information, increased requirements to erase an individual's information upon request, mandatory data breach notification requirements and higher standards for data controllers to demonstrate that they have obtained valid consent for certain data processing activities. The GDPR also significantly increases penalties for non-compliance. The California Consumer Privacy Act, or CCPA imposes obligations on covered businesses that process information on California residents to provide specific disclosures to consumers about their data collection, use and sharing practices, and to respond to certain requests from California residents related to their personal data (for example, requests to know of the business's personal data processing activities, to delete the individual's personal data, and to opt out of certain personal data disclosures). Also, the CCPA provides for civil penalties and provides a private right of action which may include an award of statutory damages for certain data breaches. In addition, the California Privacy Rights Act of 2020, or CPRA, that went into effect on January 1, 2023, expands the CCPA. The CPRA, among other things, gives California residents the ability to limit the use of certain sensitive information, establishes restrictions on personal data retention, expands the types of data breaches that are subject to the CCPA's private right of action, provides for penalties for CPRA violations concerning California residents under the age of 16, and establishes a new California Privacy Protection Agency to implement and enforce the law. There are also a number of legislative proposals pending before the U.S. Congress, various state legislative bodies and foreign governments concerning privacy and data protection which could affect us. Some observers have noted that the CCPA could mark the beginning of a trend toward more stringent privacy legislation in the United States, which could increase our potential liability and adversely affect our business, results of operations, and financial condition. If our privacy or data security measures fail to comply with applicable current or future laws and regulations, we may be subject to litigation, regulatory investigations, enforcement notices requiring us to change the way we use personal data or our marketing practices, fines or other liabilities, as well as negative publicity and a potential loss of business.

Trademarks and Other Intellectual Property

We protect our intellectual property through a combination of trademarks, domain names, copyrights, trade secrets and patents, as well as contractual provisions and restrictions on access to our proprietary technology. Our principal trademark assets include the trademarks "Honest" and "The Honest Co.," which are registered in the United States and targeted foreign jurisdictions, our logos and taglines, and multiple product brand names. We have applied to register or registered many of our trademarks in the United States and other jurisdictions, and we will pursue additional trademark registrations to the extent we believe they would be beneficial and cost-effective.

We have one patent issued and one patent application pending in the United States and one pending international Patent Cooperation Treaty application. Our issued patent will expire in April 2037. We intend to pursue additional patent protection to the extent we believe it would be beneficial and cost-effective.

We are the registered holder of multiple domestic and international domain names that include “honest” and similar variations. We also hold domain registrations for many of our product names and other related trade names and slogans. In addition to the protection provided by our intellectual property rights, we enter into confidentiality and proprietary rights agreements with our employees, consultants, contractors and business partners. Our employees are also subject to invention assignment agreements. We further control the use of our proprietary technology and intellectual property through provisions in both our customer terms of use on our website and the terms and conditions governing our agreements with other third parties.

Available Information

The Company’s Annual Report on Form 10-K, Quarterly Reports on Form 10-Q and Current Reports on Form 8-K and amendments to those reports filed or furnished pursuant to Sections 13(a) or 15(d) of the Exchange Act are available on the Company’s website, free of charge, as soon as reasonably practicable after the reports are electronically filed with or furnished to the SEC. These reports are available at investors.honest.com under Financial Information/SEC Filings. Additionally, the Company routinely posts additional important information, including press releases, on its website and recognizes its website as a channel of distribution to reach public investors and as a means of disclosing material non-public information for complying with disclosure obligations under Regulation FD. Accordingly, investors should monitor our website in addition to our SEC filings and public webcasts. These items are available at investors.honest.com under News and Events.

Information relating to corporate governance at Honest, including the Company’s Code of Business Conduct and Ethics, the Honest Company Corporate Governance Guidelines and Committee charters for the Audit Committee, Compensation Committee and the Nominating and Corporate Governance Committee, is available at investors.honest.com under Corporate Governance or <https://investors.honest.com/corporate-governance/documents-charters>. The Company will provide any of the foregoing information without charge upon written request to Corporate Communications, The Honest Company, 12130 Millennium Drive, #500, Los Angeles, CA 90094. The information contained on the Company’s website is not included as a part of, or incorporated by reference into, this Report.

Item 1A. Risk Factors.

Investing in our common stock involves a high degree of risk. You should carefully consider the following risk factors, as well as the other information in this Form 10-K, including our consolidated financial statements and the related notes and “Management’s Discussion and Analysis of Financial Condition and Results of Operations,” before deciding whether to invest in shares of our common stock. The risks and uncertainties described below are not the only ones we face. Additional risks and uncertainties that we are unaware of, or that we currently believe are not material, may also become important factors that adversely affect our business. If any of the following risks actually occurs, our business, financial condition, results of operations and prospects could be adversely affected. In this case, the trading price of our common stock could decline and you might lose part or all your investment.

Risks Related to Our Business, Our Brand, Our Products and Our Industry

Our past growth may not be indicative of our future growth and we may not be able to effectively manage our future growth or evaluate our future prospects. If we fail to effectively manage our future growth or evaluate our future prospects, our business could be adversely affected.

Past growth has placed demands on our management, financial, operational, technological and other resources. The anticipated growth and expansion of our business depends on a number of factors, including our ability to:

- increase awareness of our brand and successfully compete with other companies;
- effectively market our products through Honest.com and retail partnerships to increase sales velocity;
- price our products effectively so that we are able to attract new consumers and expand sales to our existing consumers;
- expand distribution and points of sales (the number of SKUs) with new and existing consumers;
- continue to innovate and introduce new products;
- maintain and improve our technology platform supporting our Honest.com business;
- expand our supplier and fulfillment capacities;
- maintain quality control over our product offerings;
- effectively implement our business strategies, including our digital strategy; and
- expand internationally.

Such growth and expansion of our business will place significant demands on our management and operations teams and require significant additional resources, financial and otherwise, to meet our needs, which may not be available in a cost-effective manner, or at all. We expect to continue to expend substantial resources on:

- our sales and marketing efforts to increase brand awareness, further engaging our existing and prospective consumers, and driving sales of our products;
- technology platforms to support sales of our products and make our supply chain and operations more efficient;
- product innovation and development; and
- general administration, including increased finance, legal and accounting expenses associated with being a public company.

These investments may not result in the growth of our business. Even if these investments do result in the growth of our business, if we do not effectively manage our growth, we may not be able to execute on our business plan, respond to competitive pressures, take advantage of market opportunities, satisfy consumer requirements or maintain high-quality product offerings, any of which could adversely affect our business, financial condition, results of operations and prospects. You should not rely on our historical rate of revenue growth as an indication of our future performance or the rate of growth we may experience in any new category or internationally.

In addition, to support continued growth, we must effectively integrate, develop and motivate a large number of new employees while maintaining our corporate culture. For example, in January 2023, we hired a new Chief Executive Officer. We face significant competition for personnel. To attract top talent, we have had to offer, and expect to continue to offer, competitive compensation and benefits packages before we can validate the productivity of new employees. We may also need to increase our employee compensation levels to remain competitive in attracting and retaining talented employees. In the past year we have also seen heightened demand for labor and escalating labor prices in the market. The risks associated with a rapidly growing workforce will be particularly acute as we choose to expand into new product categories and global markets. Additionally, we may not be able to hire new employees quickly enough to meet our needs or retain our existing employees in the face of competitive hiring trends. For example, we had turnover in our Accounting department in 2022. If we fail to effectively manage our hiring needs, successfully integrate new hires or retain existing employees, our efficiency, ability to meet forecasts and employee morale, productivity and retention could suffer, which could have an adverse effect on our business, financial condition, results of operations and prospects.

We are also required to manage numerous relationships with various vendors and other third parties. Further growth of our operations, vendor base, fulfillment centers, information technology systems or internal controls and procedures may not be adequate to support our operations. If we are unable to manage the growth of our organization effectively, our business, financial condition, results of operations and prospects may be adversely affected.

Our quarterly operating results may fluctuate, which could cause our stock price to decline.

Our quarterly operating results may fluctuate for a variety of reasons, many of which are beyond our control, including:

- fluctuations in revenue due to consumer and customer demand, including as a result of adverse economic and market conditions driven by the challenging macroeconomic environment and the COVID-19 pandemic, the seasonality of market transactions and fluctuations in sales through our Retail and Digital channels and inflationary pressures;
- inflation in key input costs, including transportation and warehouse costs;
- increased costs of the components and raw materials that go into making our products;
- the amount and timing of our operating expenses;
- our success in attracting new and maintaining relationships with existing retail and ecommerce partners;
- our success in executing on our strategy and the impact of any changes in our strategy;
- the timing and success of product launches, including new products that we may introduce, such as the launch of our Skin clearing line in the third quarter of 2022;
- the efficiency of our marketing efforts;
- disruptions in our supply chain, the ability of our third-party manufacturers to produce our products, ability of our distributors to distribute our products, or disruptions, delays, or increased costs in our shipping arrangements;
- disruptions or defects in our technology platform, such as privacy or data security breaches, errors in our software or other incidents that impact the availability, reliability, or performance of our platform;
- the impact of competitive developments and our response to those developments;
- fluctuations in inventory and working capital;
- our ability to manage our business and future growth; and

- our ability to recruit and retain employees.

Fluctuations in our quarterly operating results and the price of our common stock may be particularly pronounced in the current economic environment due to the uncertainty caused by inflation and other macroeconomic factors, the continuing effects of the COVID-19 pandemic, and consumer and customer spending patterns. Fluctuations in our quarterly operating results may cause those results to fall below our financial guidance or other projections, or the expectations of analysts or investors, which could cause the price of our common stock to decline. Fluctuations in our results could also cause other problems, including, for example, analysts or investors changing their models for valuing our common stock. We could experience short-term liquidity issues, our ability to retain or attract key personnel may diminish, and other unanticipated issues may arise.

Our quarterly operating results have varied in the past and we believe that they will vary in the future and that period-to-period comparisons of our operating results may not be meaningful. For example, our overall historical growth rate and the impacts of the COVID-19 pandemic may have overshadowed the effect of seasonal variations on our historical operating results. Any seasonal effects may change or become more pronounced over time, which could also cause our operating results to fluctuate. You should not rely on the results of any given quarter as an indication of future performance.

Our future success depends, in part, on our ability to achieve our long-term strategy.

Achieving our long-term strategy will require investment in new capabilities, employees, products, distribution channels, supply chain facilities and technologies. These investments may result in short-term costs without any current sales and, therefore, may be dilutive to our earnings. In addition, we have in the past and may in the future dispose of or discontinue select products or streamline operations and incur costs or restructuring and other charges in doing so. Although we believe that our strategy will lead to long-term growth in sales and profitability, we may not realize the anticipated benefits. The failure to realize benefits, which may be due to our inability to execute plans, global or local economic conditions, competition, changes in our industry and the other risks described herein, could have an adverse effect on our business, financial condition, results of operations and prospects. Additionally, with the hiring of our new Chief Executive Officer, our strategy may change or develop over time, which may not lead to long-term growth in sales or profitability, or we may experience disruptions in implementing a new strategic focus, which could impact our business and results of operations.

Consolidation of retail customers, the loss of a significant retail or third-party ecommerce customer or a significant change in such customer's historical purchasing patterns could negatively impact our sales and ability to achieve or maintain profitability.

Our omnichannel strategy includes selling our products through third-party ecommerce and retail customers (including their websites), which have been undergoing consolidation in recent years. This consolidation has produced larger, more sophisticated organizations with increased negotiating and buying power that are able to resist price increases, demand higher levels of marketing and promotional support, operate with lower inventories, decrease the number of brands that they carry and increase their emphasis on private label products, all of which could negatively impact our business.

In 2022, we generated 55% and 45% of our total revenue from retail customers (including their websites) and Digital channels, respectively. In 2022, Target, Amazon and Walmart accounted for approximately 31%, 19% and 4% of our total revenue, respectively. We sell products to Target, Amazon and Walmart under each of their standard vendor agreements. Our vendor agreements with Target, Amazon and Walmart do not include a term or duration as sales under each vendor agreement are generally made on a purchase order basis. Our vendor agreement with Amazon provides that either party may terminate the agreement with 60 days' prior written notice, provided that we are required to fulfill any purchase orders that we accept before the effective date of termination. Our vendor agreement with Target does not include any termination provisions. Our vendor agreement with Walmart provides that either party may terminate the agreement with 30 days' prior written notice. The loss of Target, Amazon and Walmart or any other large customer, the reduction of purchasing levels or the cancellation of any business from Target, Amazon and Walmart or any other large customer for an extended length of time could negatively impact our sales and ability to achieve or maintain profitability. For example, in 2022 Target implemented a new inventory management system to decrease weeks of supply on hand. Additionally, Amazon is holding fewer weeks of inventory supply on hand, which could impact the consumer experience and ultimate consumption, and has and could continue to negatively impact our results of operations. Also, there is significant volatility in our programs with Costco which resulted in a \$10.0 million reduction in our revenue in 2022. We have no assurance of future rotational programs or ongoing revenue with Costco.

Third-party ecommerce or retail customers may take actions that affect us for reasons that we cannot always anticipate or control, such as their financial condition, changes in their business strategy or operations, the introduction of competing products or the perceived quality of our products. For example, one of our retail customers is at risk of bankruptcy, which could impact the timing of payment and/or the ability for us to collect amounts due to us. Despite operating in different channel segments, our third-party ecommerce and retail customers sometimes compete for the same consumers. Because of actual or perceived conflicts resulting from this competition, third-party ecommerce or retail customers may take actions that negatively affect us.

Consequently, our financial results may fluctuate significantly from period to period based on the actions of one or more significant third-party ecommerce or retail customers, such as a change in quantity or number of SKUs purchased, store placement of our products, or amount of shelf space.

We may be unable to accurately forecast revenue, gross margin or operating expenses and appropriately plan our expenses in the future.

Revenue and results of operations are difficult to forecast because they generally depend on the volume, timing and type of orders we receive across our various channels, all of which are uncertain. Forecasts have been and may continue to be particularly challenging in the current macroeconomic environment or due to the COVID-19 pandemic, in particular as we implement margin-enhancing and cost-cutting programs. We base our expense levels and investment plans on our estimates of revenue and gross margin. We cannot be sure prior growth rates and trends are meaningful predictors of future growth. For example, in the third quarter of 2022, some of our digital and retail customers began to reduce inventory on hand and have changed fulfillment schedules, which has negatively impacted our fulfillment operations and our revenue and is expected to continue to do so in the future. If our assumptions prove to be wrong, we may generate lower revenue or gross margin than anticipated or may spend more than we anticipate acquiring and retaining consumers or either of which could have an adverse effect on our business, financial condition, results of operations and prospects.

We may not be able to compete successfully in our highly competitive market.

The markets in which we operate are highly competitive and rapidly evolving, with many new brands and product offerings emerging in the marketplace. We face significant competition from both established, well-known legacy CPG players and emerging natural brands. Numerous brands and products compete for limited shelf space in the retail channel, and for favorable positioning and promotion among ecommerce channels. We compete based on various product attributes including clean formulation, sustainability, effectiveness and design, as well as our ability to establish direct relationships with our consumers through digital channels.

Select competitors in the Diapers and Wipes market include Kimberly-Clark Corporation (maker of Huggies), Procter & Gamble Company (maker of Pampers, Pampers Pure and Luvs), Johnson & Johnson Consumer Inc. (maker of Johnson's Baby), WaterWipes UC and private label brands. Select competitors in the Skin and Personal Care market include Johnson & Johnson Consumer Inc. (maker of Johnson's Baby and Aveeno), The Clorox Company (parent company of Burt's Bees, Inc.), Unilever PLC (maker of Shea Moisture), LVMH Moët Hennessy Louis Vuitton (maker of Benefit Cosmetics LLC), Estée Lauder Inc., L'Oréal S.A. and Pacifica Beauty LLC. Select competitors in the Household and Wellness market include Carters, Inc., The Clorox Company, Reckitt Benckiser Group plc (maker of Lysol) and Unilever PLC (maker of Seventh Generation products). Many of these competitors have substantially greater financial and other resources than us and some of whose products are well accepted in the marketplace today. Many also have longer operating histories, larger fulfillment infrastructures, greater technical capabilities, faster shipping times, lower-cost shipping, lower operating costs, greater financial, marketing, institutional and other resources and larger consumer bases than we do. These factors may also allow our competitors to derive greater revenue and profits from their existing consumer bases, acquire consumers at lower costs or respond more quickly than we can to new or emerging technologies and changes in product trends and consumer shopping behavior. These competitors may engage in more extensive research and development efforts, enter or expand their presence in any or all of the ecommerce or retail channels where we compete, undertake more far-reaching marketing campaigns, and adopt more aggressive pricing policies, which may allow them to build larger consumer bases or generate revenue from their existing consumer bases more effectively than we do. As a result, these competitors may be able to offer comparable or substitute products to consumers at similar or lower costs. This could put pressure on us to lower our prices, resulting in lower revenue and margins or cause us to lose market share even if we lower prices.

We cannot be certain that we will successfully compete with larger competitors that have greater financial, sales, technical and other resources. Companies with greater resources may acquire our competitors or launch new products, including clean products, and they may be able to use their resources and scale to respond to competitive pressures and changes in consumer preferences by reducing prices or increasing promotional activities, among other things. Retailers also market competitive products under their own private labels, which are generally sold at lower prices, and may change the merchandising of our products so they have less favorable placement. Competitive pressures or other factors could cause us to lose market share, which may require us to lower prices, increase marketing expenditures, or increase the use of discounting or promotional campaigns, each of which would adversely affect our margins and could result in a decrease in our operating results and ability to achieve or maintain profitability.

We expect competition in the CPG industry to continue to increase, especially as more companies introduce clean products and enter this market. We believe that our ability to compete successfully in this market depends upon many factors both within and beyond our control, including:

- the size and composition of our consumer base;
- the number of products that we offer and feature across our sales channels;
- consumer demand for clean products developed with formulations and ingredients we use;
- our information technology infrastructure;
- the quality and responsiveness of our customer service;
- our selling and marketing efforts;
- the quality and price of the products that we offer;
- the convenience of the shopping experience that we provide on our website;
- our ability to distribute our products and manage our operations; and
- our reputation and brand strength.

If we fail to compete successfully in this market, our business, financial condition, results of operations and prospects could be adversely affected.

Further, competitors with substantially greater operations and resources than us may be less affected by the current macroeconomic conditions and the continuing effects of the COVID-19 pandemic than we are. In connection with the COVID-19 pandemic, we have restricted employee travel, cancelled certain events with consumers or partners, imposed operational safeguards at our fulfillment and operating facilities and limited access to our headquarters (including our laboratory facilities) and experienced certain supply restrictions and delays. These restrictions have changed based on the pandemic development, in particular as there are new variants. Additionally, current macroeconomic conditions, such as inflation, increasing interest rates, recent and potential future disruptions in access to bank deposits and lending commitments due to bank failures, increase the risk of a potential recession and can negatively impact consumer discretionary spend for our products. Although we are monitoring the situation, we cannot predict for how long, or the ultimate extent to which, the current macroeconomic conditions or the continuing effects of the COVID-19 pandemic may disrupt our operations, or our suppliers' operations, or if we will be required to implement other changes, such as closures of any of our fulfillment or other operating facilities, further price increases or cost savings initiatives. Any significant disruption resulting from this or similar events on a large scale or over a prolonged period of time could cause significant delays and disruption to our business until we would be able to resume normal business operations or shift to other third-party vendors, negatively affecting our revenue and other financial results, which would adversely affect our business, financial condition, results of operations and prospects. A prolonged disruption of our business could also damage our reputation and brand strength.

If we fail to cost-effectively acquire new consumers or retain our existing consumers, our business could be adversely affected. Our sales and profit are dependent upon our ability to expand our existing consumer relationships and acquire new consumers.

Our success, and our ability to increase revenue and achieve profitability, depend in part on our ability to cost-effectively acquire new consumers, retain existing consumers and keep existing consumers engaged so that they continue to purchase our products. Our diaper business is also a strategic consumer acquisition tool that fuels growth for baby wipes, personal care, Honest Baby clothing and other products. While we intend to continue to invest significantly in sales and marketing to educate consumers about our brand, our values and our products, there is no assurance that these efforts will generate further demand for our products or expand our consumer base. Our ability to attract new consumers and retain our existing consumers will depend on, among other items, the perceived value and quality of our products, consumer demand for clean, sustainable, thoughtfully designed and effective products at a premium, competitive offerings, our ability to offer new and relevant products and the effectiveness of our marketing efforts. We may also lose loyal consumers to our competitors if we are unable to meet consumer demand in a timely manner. If we are unable to cost-effectively acquire new consumers, retain existing consumers and keep existing consumers engaged, our business, financial condition, results of operations and prospects could be adversely affected.

Any strategies we employ to pursue this growth are subject to numerous factors outside of our control. Our retail and ecommerce competitors continue to aggressively market their private label or competitive products, which could reduce demand for our products. The expansion of our business also depends on our ability to increase sales through ecommerce channels and increase breadth and depth of distribution at retail customers. Any growth within our existing distribution channels may also affect our existing consumer relationships and present additional challenges, including those related to pricing strategies. For example throughout 2022, we rolled-out mid-single digit price increases across approximately two-thirds of our product portfolio, including in Diapers and Wipes and Skin and Personal Care categories which may negatively impact consumer demand. We plan to take additional price increases in 2023 and in the future as needed to offset input cost inflation. Our direct connections to our consumers may become more limited as we expand our non-DTC channels. Additionally, we may need to increase or reallocate spending on marketing and promotional activities, such as temporary price reductions, off-invoice discounts, retailer advertisements, product coupons and other trade activities, and these expenditures are subject to risks, including risks related to consumer acceptance of our efforts. Growing internationally may also increase our marketing spend and will require significant

investment. Our failure to obtain new consumers, or expand our business with existing consumers, could have an adverse effect on our business, financial condition, results of operations and prospects.

We also use paid and non-paid advertising. Our paid advertising may include search engine marketing, display, paid social media and product placement and traditional advertising, such as direct mail, television, radio and magazine advertising. Our paid advertising significantly increased in 2022 compared to 2021 due to industry-wide increases in advertising pricing, which impacted our ability to cost-effectively drive traffic to Honest.com and our digital customers. Our non-paid advertising efforts include search engine optimization, non-paid social media and e-mail marketing. We drive a significant amount of traffic to our website via search engines and, therefore, rely heavily on search engines. Search engines frequently update and change the logic that determines the placement and display of results of a user's search, such that the purchased or algorithmic placement of links to our website can be negatively affected. Moreover, a search engine could, for competitive or other purposes, alter its search algorithms or results, causing our website to place lower in search query results.

We also drive a significant amount of traffic to our website via social networking or other ecommerce channels used by our current and prospective consumers. As social networking and ecommerce channels continue to rapidly evolve, we may be unable to develop or maintain a presence within these channels. If we are unable to cost-effectively drive traffic to our website, or if the popularity of our founder, Jessica Warren's social media, online or offline presence declines, our ability to acquire new consumers could be adversely affected. Additionally, if we fail to increase our revenue per active consumer, generate repeat purchases or maintain high levels of consumer engagement, our business, financial condition, results of operations and prospects could be adversely affected.

Pandemics or disease outbreaks, such as the continuing effects of the COVID-19 pandemic and overall macroeconomic trends have had and may continue to have an adverse effect on our business, financial condition, results of operations and prospects.

Pandemics or disease outbreaks, such as the continuing effects of the COVID-19 pandemic, have impacted and are likely to continue to impact our business, financial condition, results of operations and prospects, in particular due to the negative impact from supply chain disruptions, increasing commodity costs and shifting consumer demand. In connection with the continuing effects of the COVID-19 pandemic, governments have implemented significant measures, including closures, quarantines, travel restrictions and other social distancing directives, intended to control the spread of the virus. Companies have also taken precautions, such as requiring employees to work remotely or on a hybrid remote schedule, imposing travel restrictions and temporarily closing businesses. For example, due to new COVID-19 lockdown restrictions in China in the second quarter of 2022, many of the ports shut down which has negatively impacted our ability to timely receive shipments of certain of our products, such as our wipes or packaging components. As China recently shifted from its "zero-COVID" policy to a "living with COVID" policy by removing mandatory centralized quarantine, compulsory testing and sweeping lockdowns, there has been a surge in COVID cases in China. To the extent that additional prevention and mitigation measures are implemented in the future, or there is uncertainty about the effectiveness of these or any other measures to contain the spread of COVID-19, there has been and continues to be an adverse impact on global economic conditions and consumer confidence and spending, which has adversely affected our supply chain as well as the demand for our products and has impacted our revenue and ability to service our customer orders. For example, the out-of-stock inventory due to supply chain disruptions has been significant on several key items, particularly in our Skin and Personal Care and Diapers and Wipes product categories. While at this time we are working to manage potential disruptions to our supply chain, the fluid nature of the COVID-19 pandemic and uncertainties regarding the related economic impact, as well as overall macroeconomic trends, are likely to result in sustained market turmoil, which could also have an adverse effect on our business, financial condition, results of operations and prospects.

The impact of the COVID-19 pandemic and overall macroeconomic trends on any of our suppliers, manufacturers, retail or ecommerce customers or transportation or logistics providers has and may continue to negatively affect the price and availability of our raw materials and impact our supply chain. For example, there has been a supplier shortage or significant demand for and cost impacts to various raw materials used in manufacturing and distributing our products, including post-consumer recycled plastic resin, post-consumer recycled cardboard shipping cartons for our Honest.com shipments, surfactants, fluff pulp and other diaper raw materials. If the disruptions caused by the COVID-19 pandemic or macroeconomic trends continue for an extended period of time, our ability to meet the demands of our consumers may be materially impacted. For example, government restrictions have limited and may in the future limit the personnel available to receive or ship products at our distribution centers. In addition, the conditions caused by the COVID-19 pandemic may negatively impact collections of accounts receivable (including as a result of retail customer bankruptcy), result in reduced orders from retail or digital partners or cause some of our retail customers to go out of business, all of which could adversely affect our business, financial condition, results of operations and prospects. Also, in the third quarter of 2022, some of our digital and retail customers began to reduce inventory on hand and have changed fulfillment schedules, which has negatively impacted our fulfillment operations and our revenue and is expected to continue to do so in the future. For example, Target implemented a new inventory management system to decrease weeks of supply on hand. Additionally, since 2021 Amazon has been holding fewer weeks of inventory supply on hand, which could impact the consumer experience and ultimate consumption, and has and could continue to negatively impact our results of operations.

In addition, any depression or recession resulting from the COVID-19 pandemic or other factors have changed customer and consumer behavior and demand, including with respect to our products, which could have an adverse effect on our business, financial condition, results of operations and prospects. For example, economic conditions, including inflationary pressures such as price increases in commodity prices, labor costs, input costs and transportation costs have impacted our gross margin and could impact consumer spending decisions to choose lower priced products, particularly as a result of our price increases intended to offset these input costs. We may not be able to increase our prices or productivity sufficiently enough to offset these costs. Our Digital channel has been negatively impacted in recent periods as consumers return to in-store shopping and our Retail channel may be impacted if governments were to implement regional business closures, quarantines, travel restrictions and other social distancing directives to slow the spread of the COVID-19 virus. Further, to the extent our third-party ecommerce or retail customers' operations are negatively impacted by the COVID-19 pandemic or other macroeconomic trends, our consumers may reduce demand for or spending on our products, or consumers or ecommerce or retail customers may delay payments to us or request payment or other concessions. There may also be significant reductions or volatility in consumer demand for our products due to travel restrictions or social distancing directives, as well as the temporary inability of consumers to purchase our products due to illness, quarantine or financial hardship, shifts in demand away from one or more of our products, decreased consumer confidence and spending or pantry-loading activity, any of which may negatively impact our business, including as a result of an increased difficulty in planning for operations. For example, based on macro Household and Wellness trends, consumer demand for sanitizing and disinfecting products has decelerated at a more rapid than expected rate as more consumers have become vaccinated and retailers continue to manage heavy inventories of sanitization and disinfecting products in stores. Given the significant decline in consumer demand for sanitizing and disinfecting products, we recorded an inventory write-down, inclusive of overhead costs and tariffs, of \$4.3 million and \$5.6 million, during the years ended December 31, 2022 and 2021, respectively, relating to certain sanitization and disinfecting products as the amount of inventory was significantly in excess of existing and projected demand, and we may record inventory write-downs in the future. Additionally, we may be unable to effectively modify our trade promotion and advertising activities to reflect changing consumer viewing and shopping habits due to event cancellations, reduced in-store visits and travel restrictions, among other things.

The extent of the COVID-19 pandemic's effect on our operational and financial performance will depend on future developments, including the duration and intensity of the COVID-19 pandemic and the impact of any new variants of COVID-19, all of which are uncertain and difficult to predict considering the rapidly evolving landscape. Additionally, current macroeconomic conditions, such as inflation, increasing interest rates, and recent and potential future disruption in access to bank deposits and lending commitments due to bank failures, increase the risk of a potential recession and these macroeconomic conditions can negatively impact consumer discretionary spend for our products. External economic conditions have become more challenging and uncertain during fiscal year 2022. As a result, it is not currently possible to ascertain the overall impact of the COVID-19 pandemic or the challenging macroeconomic conditions on our business. However, if the pandemic continues to persist as a severe worldwide health crisis or the current macroeconomic conditions lead to a recession, this would and the pandemic could continue to have an adverse effect on our business, financial condition, results of operations and prospects, and may also have the effect of heightening many of the other risks described in this "Risk Factors" section.

Our strategic initiatives to reduce our cost structure could have long-term adverse effects on our business, financial condition, results of operations and prospects, and we may not realize the operational or financial benefits from such actions.

Our cost-reduction initiatives, including related to supply chain, marketing and selling, general and administrative expenses and the timing and success of such efforts are subject to many risks and uncertainties, including, without limitation, our ability to reduce costs and achieve positive gross margins; meet certain revenue and operating expense targets; and monetize inventory and manage working capital. As we continue to identify areas of cost savings and operating efficiencies, we may consider implementing further measures to help streamline operations and improve our cost efficiencies, including downsizing or exiting certain operations. For example, we announced the discontinuation of our disinfecting spray in 2022. We may not be successful in implementing these initiatives or realizing our anticipated savings and efficiencies, including as a result of factors beyond our control. In addition, any changes we make to reduce our cost structure, including changes to our products, formulations, or packaging, may result in reduced consumer demand for our products and increased carrying costs. If we are unable to realize the anticipated savings and efficiencies of our strategic initiatives, our operating and financial results would be adversely affected and could differ materially from our expectations.

If we fail to manage our inventory effectively, our business, results of operations, financial condition and liquidity may be materially and adversely affected.

Our business requires us to manage a large volume of inventory effectively. We depend on our forecasts of demand for various products to make purchase decisions and to manage our inventory. Demand for products, however, can change significantly between the time inventory or package components are ordered and the date of sale. Demand may be affected by new product launches of our competitors, rapid changes in product cycles and pricing, product defects, promotions, changes in consumer spending patterns, changes in consumer tastes with respect to our products and other factors, and our consumers may not purchase products in the quantities that we expect. It may be difficult to accurately forecast demand and determine appropriate

levels of product. We generally do not have the right to return unsold products to our suppliers. If we fail to manage our inventory effectively or negotiate favorable credit terms with third-party suppliers, we may be subject to a heightened risk of inventory obsolescence, a decline in inventory values, and significant inventory write-downs or write-offs. For example, our inventory levels increased from \$75.7 million to \$115.7 million between the years ended December 31, 2021 and 2022. If we are required to lower sale prices or fund markdowns in order to reduce inventory level or to pay higher prices to our suppliers, our gross margins might be negatively affected. In addition, warehouse costs as a percentage of revenue increased from 9% to 12% between the years ended December 31, 2021 and 2022 related to inefficiencies in warehousing, higher labor rates and fulfillment costs due to holding higher levels of inventory. Any of the above may materially and adversely affect our business, financial condition and results of operations.

Failure to introduce new products may adversely affect our ability to continue to grow.

A key element of our growth strategy depends on our ability to develop and market new products that meet our standards for quality and appeal to our consumers. The success of our innovation and product development efforts is affected by our ability to anticipate changes in consumer preferences, the technical capability of our innovation staff, including chemists, toxicologists and an eco-toxicologist, developing and testing product formulas and prototypes, our ability to comply with applicable governmental regulations, and the success of our management and sales and marketing teams in introducing and marketing new products. Our product offerings have changed since our launch, which makes it difficult to forecast our future results of operations. Demand for certain product offerings can be volatile. For example, we launched sanitizing and disinfecting products in 2020 in response to significant demand created by the COVID-19 pandemic. Over the course of 2021 and 2022, as our consumers became vaccinated, the demand for these products declined precipitously. There can be no assurance that demand for our products will be maintained or grow after introduction or that we will successfully develop and market new products that appeal to consumers. For example, product formulas we develop may not contain the product attributes desired by our consumers. Any such failure may lead to a decrease in our growth, sales and ability to achieve profitability, which could adversely affect our business, financial condition, results of operations and prospects.

Additionally, the development and introduction of new products requires substantial marketing expenditures, which we may be unable to recoup if new products do not gain widespread market acceptance. If we are unsuccessful in meeting our objectives with respect to new or improved products, our business, financial condition, results of operations and prospects could be adversely affected.

We must expend resources to maintain consumer awareness of our brand, build brand loyalty and generate interest in our products. Our marketing strategies and channels will evolve and shifts in our marketing strategies and efforts may or may not be successful.

In order to remain competitive and expand and keep market share for our products across our various channels, we may need to increase our marketing and advertising spending to maintain and increase consumer awareness, protect and grow our existing market share or promote new products, which could impact our operating results. Additionally, we may choose to change one of our marketing or advertising partners, which may prove to be unsuccessful. Substantial advertising and promotional expenditures may be required to maintain or improve our brand's market position or to introduce new products to the market, and we are increasingly engaging with non-traditional media, including consumer outreach through social media and web-based channels, which may not prove successful. An increase in our marketing and advertising efforts may not maintain our current reputation or lead to increased brand awareness. In addition, in 2022 the industry experienced an increased in paid advertising which will further impact our ability to cost-effectively drive traffic to Honest.com. Further, social media platforms frequently change the algorithms that determine the ranking and display of results of a user's search and may make other changes to the way results are displayed, which may negatively affect the placement of our links. Moreover, social media platforms and other digital advertising platforms have increased the costs of digital advertising which has made such marketing less cost effective and partially led us to shift our advertising budget toward our Retail channel, and in turn reduced the number of visits to our website and social media channels. For example, in the third quarter of 2022, we made a strategic choice to significantly reduce digital media spending in the face of higher advertising costs, which has and may continue to impact our revenue in the digital channel.

In addition, social media platforms typically require compliance with their policies and procedures, which may be subject to change or new interpretation with limited ability to negotiate, which could negatively impact our marketing capabilities. We may need to shift our marketing strategy and associated costs and those shifts, including any decrease in marketing spend, may negatively impact our consumer awareness and ultimately our operating results. If we are unable to maintain and promote a favorable perception of our brand and products on a cost-effective basis, our business, financial condition, results of operations and prospects could be adversely affected.

Failure to leverage our brand value propositions to compete against private label products, especially during an economic downturn, may adversely affect our ability to achieve or maintain profitability.

In many product categories, we compete not only with other widely advertised branded products, but also with private label products that generally are sold at lower prices. Consumers are more likely to purchase our products if they believe that our products provide greater value than less expensive alternatives. If the difference in perceived value between our brand and private label products narrows, or if there is a perception of such a narrowing, consumers may choose not to buy our products at prices that are profitable for us. We believe that in periods of economic uncertainty, such as the current economic uncertainty surrounding the continuing effects of the COVID-19 pandemic, rising inflation, increasing interest rates, increasing prices of our products, and increasing risk of a recession, consumers may purchase more lower-priced private label or other economy brands. To the extent this occurs, we could experience a reduction in the sales volume of our products or an unfavorable shift in our product mix, which could have an adverse effect on our business, financial condition, results of operations and prospects.

If we fail to develop and maintain our brand, our business could suffer.

We have developed a strong and trusted brand that has contributed significantly to the success of our business, and we believe our continued success depends on our ability to maintain and grow the value of The Honest Company brand. Maintaining, promoting and positioning our brand and reputation will depend on, among other factors, the success of our product offerings, product safety, quality assurance, marketing and merchandising efforts, our continued focus on delivering clean, sustainable, well-designed, and effective products to our consumers and our ability to provide a consistent, high-quality consumer experience. In addition, in 2019 we entered into a license agreement with Butterblu, LLC, or Butterblu, pursuant to which we licensed certain of our trademarks to Butterblu for the manufacture and distribution of certain baby apparel and other products in exchange for royalties. In August 2022, we terminated the license agreement in advance of its expiration date and entered into a supplier services agreement with Butterblu, pursuant to which Butterblu provides certain design, manufacturing, sales and marketing services to us. Butterblu continues to operate and maintain our baby apparel offerings independently through the honestbabyclothing.com website. If Butterblu fails to comply with their contractual obligations, including our quality standards, our brand could be harmed.

Any negative publicity, regardless of its accuracy, could have an adverse effect on our business. Brand value is based on perceptions of subjective qualities, and any incident that erodes the loyalty of our consumers, suppliers or manufacturers, including changes to our products or packaging, adverse publicity or a governmental investigation, litigation or regulatory enforcement action, could significantly reduce the value of our brand and adversely affect our business, financial condition, results of operations and prospects.

Our brand and reputation may be diminished due to real or perceived quality, safety, efficacy or environmental impact issues with our products, which could have an adverse effect on our business, financial condition, results of operations and prospects.

We believe our consumers rely on us to provide them with clean, sustainable, well-designed, and effective products. Any loss of confidence on the part of consumers in our products or the ingredients used in our products, whether related to product contamination or product safety or quality failures, actual or perceived, environmental impacts, or inclusion of prohibited ingredients, or ingredients that are perceived to be “toxic”, could tarnish the image of our brand and could cause consumers to choose other products. Allegations of contamination or other adverse effects on product safety or efficacy or suitability for use by a particular consumer or on the environment, even if untrue, may require us to expend significant time and resources responding to such allegations and could, from time to time, result in a recall of a product from any or all of the markets in which the affected product was distributed. Any such issues or recalls could negatively affect our ability to achieve or maintain profitability and brand image.

For example, in 2015, multiple class action lawsuits were filed against us claiming that certain of our products, including our sunscreen, were ineffective and were not “natural.” In 2017, we settled these class action lawsuits by agreeing to labeling changes and a \$7.4 million settlement fund. In 2016, multiple class action lawsuits were filed against us claiming that we misled buyers about ingredients in our laundry detergent, dish soap and multi-surface cleaner. In 2017, we settled these class action lawsuits by agreeing to marketing or reformulating changes and a settlement fund of \$1.6 million. We have also been the subject of litigation claiming our labels contain inaccurate or misleading information. For example, in 2022, a class action lawsuit was filed against us alleging that our plant-based claim on certain wipes products was deceptive to purchasers. In response to similar claims in the past, we have updated the language on certain of our labels. In addition, we voluntarily recalled certain of our baby wipes and baby powder products in 2017 and one of our bubble bath products in January 2021 due to concerns about potential contamination. Despite successfully completing these recalls, these incidents negatively affected our brand image and required significant time and resources to address.

We also have no control over our products once purchased by consumers. For example, consumers may store or use our products under conditions and for periods of time inconsistent with approved directions for use or the listed “Period After

Opening,” or required warnings or other governmental guidelines on our labels, which may adversely affect the quality and safety of our products.

If our products are found to be, or perceived to be, defective or unsafe, or if they otherwise fail to meet our consumers’ expectations, our relationships with consumers could suffer, the appeal of our brand could be diminished, we may need to recall some of our products and/or become subject to regulatory action, and we could lose sales or market share or become subject to boycotts or liability claims. In addition, safety or other defects in our competitors’ products or products using the Honest name in other consumer categories, like beverages and pet food in which we do not own the Honest brand, could reduce consumer demand for our own products if consumers view them to be similar. Any such adverse effect could be exacerbated by our market positioning as a purveyor of clean, sustainable, well-designed, and effective products and may significantly reduce our brand value. Issues regarding the safety, efficacy, quality, composition or environmental impact of any of our products, regardless of the cause, may have an adverse effect on our brand, reputation and operating results. Further, the growing use of social and digital media by us, our consumers and third parties increases the speed and extent that information or misinformation and opinions can be shared. Negative publicity about us, our brand or our products on social or digital media could seriously damage our brand and reputation. Any loss of confidence on the part of consumers in the quality, safety, efficacy or environmental suitability of our products would be difficult and costly to overcome, even if such concerns were based on inaccurate or misleading information. If we do not maintain the favorable perception of our brand, our business, financial condition, results of operations and prospects could be adversely affected.

Economic downturns or a change in consumer preferences, perception and spending habits in the clean products categories, in particular, could limit consumer demand for our products and negatively affect our business.

We have positioned our brand to capitalize on growing consumer interest in clean conscious products. The clean conscious consumer product industry is sensitive to national and regional economic conditions and the demand for the products that we distribute may be adversely affected from time to time by economic downturns that impact consumer spending, including discretionary spending. Current macroeconomic conditions, such as inflation, increasing interest rates, and recent and potential future disruption in access to bank deposits and lending commitments due to bank failures, increase the risk of a potential recession and these macroeconomic conditions can negatively impact consumer discretionary spend for our products. External economic conditions have become more challenging and uncertain during fiscal year 2022. Current and any future economic conditions such as employment levels, business conditions, housing starts, market volatility, interest rates, inflation rates, energy and fuel costs and tax rates, or our actions in response to these conditions, such as price increases, including our price increase in 2022 and planned for in 2023, could reduce consumer spending or change consumer purchasing habits. Among these changes could be a reduction in the number of clean conscious consumer products that consumers purchase where there are alternatives, given that many products in this category often have higher retail prices than do their conventional counterparts.

Further, the Diapers and Wipes, Skin and Personal Care and Household and Wellness categories in which we operate are subject to changes in consumer preference, perception and spending habits. Our performance depends significantly on factors that may affect the level and pattern of consumer spending in the markets in which we operate. Such factors include consumer preference, consumer confidence, consumer income, consumer perception of the safety and quality of our products and shifts in the perceived value for our products relative to alternatives. The Diapers and Wipes market is also subject to changes in birthrates, which have been declining in developed countries like the United States. In addition, media coverage regarding the safety, quality environmental suitability of, our products or the raw materials, ingredients or processes involved in their manufacturing may damage consumer confidence in our products. A general decline in the consumption of our products could occur at any time as a result of change in consumer preference, perception, confidence and spending habits, including an unwillingness to pay a premium or an inability to purchase our products due to financial hardship or increased price sensitivity, which may be exacerbated by the effects of the COVID-19 pandemic, inflationary pressures and economic uncertainty. If consumer preferences shift away from clean products, our business, financial condition and results of operations could be adversely affected.

The success of our products depends on a number of factors including our ability to accurately anticipate changes in market demand and consumer preferences, our ability to differentiate the quality of our products from those of our competitors, and the effectiveness of our marketing and advertising campaigns for our products. We may not be successful in identifying trends in consumer preferences and developing products that respond to such trends in a timely manner. We also may not be able to effectively promote our products by our marketing and advertising campaigns and gain market acceptance. If our products fail to gain market acceptance, are restricted by regulatory requirements or have quality problems, we may not be able to fully recover costs and expenses incurred in our operation, and our business, financial condition, results of operations and prospects could be adversely affected.

If we cannot maintain our Company culture or focus on our purpose as we grow, our success and our business and competitive position may be harmed.

We believe our culture and our mission have been key contributors to our success to date and that the critical nature of the platform that we provide promotes a sense of greater purpose and fulfillment in our employees. Any failure to preserve our culture or focus on our mission could negatively affect our ability to retain and recruit personnel, which is critical to our growth, and to effectively focus on and pursue our corporate objectives. As we grow and develop the infrastructure of a public company, we may find it difficult to maintain these important values. If we fail to maintain our Company culture or focus on our mission, our competitive position and business, financial condition, results of operations and prospects could be adversely affected.

Our ability to maintain our competitive position is largely dependent on the services of our senior management and other key personnel, including our founder and Chief Creative Officer, Jessica Warren, and our Chief Executive Officer, Carla Vernón.

Our ability to maintain our competitive position is largely dependent on the services of our senior management and other key personnel, including our founder and Chief Creative Officer, Jessica Warren, and our Chief Executive Officer, Carla Vernón. The loss of the services of either of these persons could have an adverse effect on our business, financial condition, results of operations and prospects.

Jessica Warren is a globally recognized Latina business leader, entrepreneur, advocate, actress, and New York Times bestselling author. We believe that the success of our brand depends in part on our ongoing affiliation with Jessica Warren. We have an agreement with Jessica Warren, or the Likeness Agreement, which, among other things, includes a license for her likeness and imposes various obligations on us. Ms. Warren has the right to terminate the Likeness Agreement at any time upon prior written notice, and the Likeness Agreement will immediately terminate in the event we become insolvent. Upon termination of the Likeness Agreement, we could, among other things, be required to pay damages to Ms. Warren, lose our ability to associate the brand with Ms. Warren, and sustain reputational damage. We depend on Ms. Warren's social media reach and influence to connect with consumers and provide insight on current trends. If Ms. Warren objects to a proposed use of the licensed property, we may be prevented from implementing our business plan in a timely manner, or at all, outside of previously approved usages or usages consistent with certain pre-approved product guidelines. The loss of the services of Ms. Warren, or the loss of our ability to use Ms. Warren's likeness, could have an adverse effect on our business, financial condition, results of operations and prospects.

Our brand may also depend on the positive image and public popularity of Ms. Warren to maintain and increase brand recognition. Ms. Warren's social media presence and approximately 48 million followers as of February 2023 across all of her social media channels combined represent a large social following and potential audience for our social media reach. Consumers may be drawn to our products because of her involvement with us. If Ms. Warren's image, reputation or popularity is materially and adversely affected, this could negatively affect the marketability and sales of our products and could have an adverse effect on our business, financial condition, results of operations and prospects.

In addition, our future success depends on our continued ability to attract, develop, motivate and retain highly qualified and skilled employees, including Carla Vernón, who became our new Chief Executive Officer effective January 9, 2023. The market for such positions is competitive. Qualified individuals, like Ms. Vernón with her extensive experience in CPG and with founder-built businesses, are in high demand and we may incur significant costs to attract them. In addition, the loss of any of our senior management or other key employees or our inability to recruit and develop mid-level managers could adversely affect our ability to execute our business plan and we may be unable to find adequate replacements. All of our employees are at-will employees, meaning that they may terminate their employment relationship with us at any time, and their knowledge of our business and industry would be extremely difficult to replace. If we fail to retain talented senior management and other key personnel, or if we do not succeed in attracting well-qualified employees or retaining and motivating existing employees, our business, financial condition, results of operations and prospects could be adversely affected.

Use of social media and influencers may adversely affect our reputation or subject us to fines or other penalties.

We use third-party social media platforms as, among other things, marketing tools. For example, we maintain Instagram, Facebook, Pinterest, Twitter and TikTok accounts. We also maintain relationships with thousands of social media influencers and engage in sponsorship initiatives. As existing ecommerce and social media platforms continue to rapidly evolve and new platforms develop, we must continue to maintain a presence on these platforms and establish presences on new or emerging social media platforms. If we are unable to cost-effectively use social media platforms as marketing tools or if the social media platforms we use change their policies or algorithms, we may not be able to fully optimize such platforms, and our ability to maintain and acquire consumers and our financial condition may suffer. Furthermore, as laws and regulations and public opinion rapidly evolve to govern the use of these platforms and devices, the failure by us, our employees, our network of social media influencers, our sponsors or third parties acting at our direction to abide by applicable laws and regulations in the use of these platforms and devices or otherwise could subject us to regulatory investigations, class action lawsuits, liability, fines or other penalties and have an adverse effect on our business, financial condition, results of operations and prospects.

In addition, an increase in the use of social media influencers for product promotion and marketing may cause an increase in the burden on us to monitor compliance of the content they post and increase the risk that such content could contain problematic product or marketing claims in violation of applicable laws and regulations. For example, in some cases, the Federal Trade Commission, or the FTC, has sought enforcement action where an endorsement has failed to clearly and conspicuously disclose a financial relationship or material connection between an influencer and an advertiser. We do not control the content that our influencers post, and if we were held responsible for any false, misleading or otherwise unlawful content of their posts or their actions, we could be fined or subjected to other monetary liabilities or forced to alter our practices, which could have an adverse impact on our business.

Negative commentary regarding us, our products or influencers and other third parties who are affiliated with us has in the past and may in the future also be posted on social media platforms and may be adverse to our reputation or business. Influencers with whom we maintain relationships could engage in behavior or use their platforms to communicate directly with our consumers in a manner that reflects poorly on our brand and may be attributed to us or otherwise adversely affect us. It is not possible to prevent such behavior, and the precautions we take to detect this activity may not be effective in all cases. Our target consumers often value readily available information and often act on such information without further investigation and without regard to its accuracy. The harm may be immediate, without affording us an opportunity for redress or correction.

Employee litigation and unfavorable publicity could negatively affect our future business.

Our employees have in the past, and may in the future, bring employment-related lawsuits against us, including regarding injuries, a hostile workplace, discrimination, wage and hour disputes, sexual harassment, or other employment issues. In recent years there has been an increase in the number of discrimination and harassment claims generally. Coupled with the expansion of social media platforms, employer review websites and similar devices that allow individuals access to a broad audience, these claims have had a significant negative impact on some businesses. Certain companies that have faced employment-or harassment-related claims have had to terminate management or other key personnel and have suffered reputational harm that has negatively impacted their business, including their ability to attract and hire top talent. Any employment-or harassment-related claims against our Company or key personnel could negatively affect us in similar or other ways.

We have a history of net losses and we may not be able to achieve or maintain profitability in the future.

We have incurred net losses each year since our inception and we may not be able to achieve or maintain profitability in the future. We incurred net losses of \$49.0 million, \$38.7 million and \$14.5 million in the years ended December 31, 2022, 2021 and 2020, respectively. Our expenses will likely increase in the future as we develop and launch new products and platform features, expand in existing and new markets, increase our sales and marketing efforts and continue to invest in our platform. These efforts may be more costly than we expect and may not result in increased revenue or growth in our business. These products may require significant capital investments and recurring costs, maintenance, depreciation, asset life and asset replacement costs, and if we are not able to maintain sufficient levels of utilization of such assets or such products are otherwise not successful, our investments may not generate sufficient returns and our financial condition may be adversely affected. Any failure to increase our revenue sufficiently to keep pace with our investments and other expenses could prevent us from achieving or maintaining profitability or positive cash flow on a consistent basis. If we are unable to successfully address these risks and challenges as we encounter them, our business, financial condition, results of operations and prospects could be adversely affected. If we are unable to generate adequate revenue growth and manage our expenses, we may continue to incur significant losses in the future and may not be able to achieve or maintain profitability.

Our results of operations could be harmed if we are unable to accurately forecast demand for our products.

To ensure adequate inventory supply, we must forecast inventory needs and place orders with our third-party manufacturers before firm orders are placed by our consumers or our retail and third-party ecommerce partners. If we fail to accurately forecast consumer and customer demand, we may experience excess inventory levels or a shortage of product to deliver to our consumers and customers. Factors that could affect our ability to accurately forecast demand for our products include: an unanticipated increase or decrease in demand for our products; our failure to accurately forecast acceptance for our new products; product introductions by competitors; unanticipated changes in general market conditions or other factors, which may result in cancellations of advance orders or a reduction or increase in the rate of reorders or at-once orders placed by retailers; the impact on demand due to unseasonable weather conditions; weakening of economic conditions or consumer or customer confidence in future economic conditions, which could reduce demand for discretionary items, such as our products; and terrorism or acts of war, or the threat thereof, or political or labor instability or unrest, which could adversely affect consumer or customer confidence and spending or interrupt production and distribution of product and raw materials.

Inventory levels in excess of consumer or customer demand have resulted and may result in inventory write-downs or write-offs and the sale of excess inventory at discounted prices or in less preferred distribution channels, which could impair our

brand image and harm our business. Given the significant decline in consumer demand for sanitizing and disinfecting products, we recorded an inventory write-down, inclusive of overhead costs and tariffs, of \$4.3 million and \$5.6 million, during the years ended December 31, 2022 and 2021, respectively, relating to certain sanitization and disinfecting products as the amount of inventory was significantly in excess of existing and projected demand, and we may record inventory write-downs in the future. In addition, if we underestimate the demand for our products, our third-party manufacturers may not be able to produce products to meet our consumer or customer requirements, and this could result in delays in the shipment of our products and our ability to recognize revenue, lost sales, as well as damage to our reputation and retailer and distributor relationships. For example, the out-of-stock inventory in 2022 due to supply chain disruptions has been significant on several key items, particularly in our Skin and Personal Care and Diapers and Wipes product categories. While our out-of-stock inventory levels have improved in 2022, future out-of-stock disruptions may negatively impact our results of operations, reputation and distributor relationships.

The difficulty in forecasting demand also makes it difficult to estimate our future results of operations and financial condition from period to period. A failure to accurately predict the level of demand for our products could adversely affect our business, financial condition, results of operations and prospects.

We have a limited operating history at our current scale, which may make it difficult to evaluate our business and future prospects.

We began commercial operations in 2012 and have a limited history of generating revenue at our current scale. As a result of our relatively short operating history at our current scale, we have limited financial data that can be used to evaluate our business and future prospects. Any evaluation of our business and prospects must be considered in light of our limited operating history, which may not be indicative of future performance. Because of our limited operating history, we face increased risks, uncertainties, expenses, and difficulties, including the risks and uncertainties discussed in this section.

Certain of the data that we track is subject to inherent challenges in measurement, and any inaccuracies in such data may negatively affect our business.

We track certain data using internal data analytics tools and we rely on data received from third parties, including third-party platforms, which have certain limitations. Data from these sources may include information relating to fraudulent accounts and interactions with our sites or the social media accounts of our business or of our influencers (including as a result of the use of bots, or other automated or manual mechanisms to generate false impressions that are delivered through our sites or their accounts). We have only a limited ability to verify data from our sites or third parties, and perpetrators of fraudulent impressions may change their tactics and may become more sophisticated, which would make it still more difficult to detect such activity.

Our methodologies for tracking data may also change over time. If we undercount or overcount performance due to the internal data analytics tools we use or experience issues with the data received from third parties, or if our internal data analytics tools contain algorithmic or other technical errors, the data we track may not be accurate. In addition, limitations, changes or errors with respect to how we measure data may affect our understanding of certain details of our business, which could affect our longer-term strategies. If we are not able to obtain and track accurate data, our business, financial condition, results of operations and prospects could be adversely affected.

We rely on independent certification for a number of our products.

We rely on independent third-party certification, such as certifications of some of our products or ingredients as “organic” to differentiate them from others. We must comply with the requirements of independent organizations or certification authorities in order to label our products as certified organic, such as the United States Department of Agriculture’s, or the USDA, National Organic Program, the Global Organic Textile Standard for organic cotton in our baby clothing and bedding, the USDA’s BioPreferred Program for certified biobased products, the National Eczema Association’s NEA Seal of Acceptance, and the NSF/ANSI 305 standards set by Quality Assurance International. For example, we can lose our certifications if we use unapproved raw materials or incorrectly use a certification on product labels or in marketing materials. The loss of any independent certifications could adversely affect our market position and brand reputation as a maker of clean products, and our business, financial condition, results of operations and prospects could be adversely affected.

Our results of operations may fluctuate as a result of price concessions, promotional activities, credits and other factors.

Retailers and third-party ecommerce partners may require price concessions that would negatively impact our margins and our ability to achieve or maintain profitability. If we are not able to lower our cost structure adequately in response to consumer pricing demands, and if we are not able to attract and retain a profitable consumer mix and a profitable product mix, our ability to achieve or maintain profitability could be adversely affected.

In addition, we periodically offer credits through various programs to our retail and ecommerce customers, including temporary price reductions, off-invoice discounts, retailer advertisements, product coupons, market development funds, in-store merchandising and product displays and other trade activities. We also periodically provide credits or other accommodations to our retail and ecommerce customers in the event that products do not conform to specifications or meet expected demand. The cost associated with promotions and credits is estimated and recorded as a reduction in revenue. These price concessions and promotional activities could adversely impact our revenue and changes in such activities could adversely impact period-over-period results. If we are not correct in predicting the performance of such promotions, or if we are not correct in estimating credits, our business, financial condition, results of operations and prospects could be adversely affected.

Our inability to secure, maintain and increase our presence in retail stores could adversely impact our revenue, and in turn our business, financial condition, results of operations and prospects could be adversely affected.

Our operations include sales to retail stores and their related websites, which in 2022, accounted for approximately 55% of our revenue. The success of our business is largely dependent on our continuing development of strong relationships with major retail chains. Target represented 31% of our retail sales in 2022. In the third quarter of 2022, we also expanded retail distribution into over 2,500 Walmart stores. The loss of our relationship with Target or any other large retail customer, including our new relationship with Walmart, could have a significant impact on our revenue. For example, there is significant volatility in our programs with Costco which resulted in a \$10.0 million reduction in our revenue in 2022. We have no assurance of future rotational programs or ongoing revenue with Costco. In addition, we may be unable to secure adequate shelf space in new markets, or any shelf space at all, until we develop relationships with the retailers that operate in such markets. We also may not be successful in executing our launches with new retailers like Walmart. Consequently, growth opportunities through our Retail channel may be limited and our revenue, business, financial condition, results of operations and prospects could be adversely affected if we are unable to successfully establish or maintain relationships with other retailers in new or current markets.

We also face significant competition to display our products on store shelves and obtain optimal presence on those shelves. Due to the intense competition for limited shelf space, retailers are in a position to negotiate favorable terms of sale, including price discounts, allowances and product return policies. To the extent we elect to increase discounts or allowances in an effort to secure shelf space, our operating results could be adversely affected. We may not be able to increase or sustain our volume of retail shelf space or offer retailers price discounts sufficient to overcome competition and, as a result, our sales and results of operations could be adversely affected. In addition, many of our competitors have significantly greater financial, manufacturing, marketing, management and other resources than we do and may have greater name recognition, a more established distribution network and a larger base of wholesale customers and distributors. Many of our competitors also have well-established relationships with our current and potential consumers who purchase Diapers and Wipes, Skin and Personal Care or Household and Wellness products at retail stores, and have extensive knowledge of our target markets. As a result, these competitors may be able to devote greater resources to the development, promotion and sale of their products and respond more quickly to evolving consumer preferences. If our competitors' sales surpass ours, retailers may give higher priority to our competitors' products, causing such retailers to reduce their efforts to sell our products and resulting in the loss of advantageous shelf space.

Significant product returns or refunds could harm our business.

We allow our DTC consumers to return products and we offer refunds, subject to our return and refunds policy. In addition, some of our agreements with our retail or third-party ecommerce partners provide that we are responsible for the costs of certain returns. If product returns or refunds are significant or higher than anticipated and forecasted, our business, financial condition, results of operations and prospects could be adversely affected. Further, we and our retail and third-party ecommerce partners modify policies relating to returns or refunds from time to time, and may do so in the future, which may result in consumer dissatisfaction and harm to our reputation or brand, or an increase in the number of product returns or the amount of refunds we make. Additionally, from time to time our products are damaged in transit, which can increase return rates and harm our brand.

Our business may be adversely affected if we are unable to provide our consumers with a technology platform that is able to respond and adapt to rapid changes in technology.

The number of people who access the Internet through devices other than personal computers, including mobile phones, handheld computers such as notebooks and tablets and television set-top devices, has increased dramatically in recent years. The versions of our website and mobile applications developed for these devices may not be compelling to consumers. Our website and platform are also currently not compatible with voice-enabled products. Adapting our services and/or infrastructure to these devices as well as other new Internet, networking or telecommunications technologies could be time-consuming and could require us to incur substantial expenditures, which could have an adverse effect on our business, financial condition, results of operations and prospects.

Additionally, as new mobile devices and platforms are released, it is difficult to predict the problems we may encounter in developing applications for alternative devices and platforms and we may need to devote significant resources to the creation, support and maintenance of such applications. If we or our retail or ecommerce partners are unable to attract consumers to our or their websites or mobile applications through these devices or are slow to develop a version of such websites or mobile applications that are more compatible with alternative devices, we may fail to capture a significant share of consumers in the Diapers and Wipes, Skin and Personal Care or Household and Wellness product categories and could also lose consumers, which could have an adverse effect on our business, financial condition, results of operations and prospects.

Further, we continually upgrade existing technologies and business applications and we may be required to implement new technologies or business applications in the future. The implementation of upgrades and changes requires significant investments and may cause disruption to our business. Our results of operations may be affected by the timing, effectiveness and costs associated with the successful implementation of any upgrades or changes to our systems and infrastructure. For example, we have not yet integrated honestbabyclothing.com into our systems and our integration efforts for honestbabyclothing.com may not be successful and may negatively impact our consumer growth. In the event that it is more difficult for our consumers to buy products from us on their mobile devices, or if our consumers choose not to buy products from us on their mobile devices or to use mobile products or platforms that do not offer access to our website, we could lose consumers and fail to attract new consumers. As a result, our consumer growth could be harmed and our business, financial condition, results of operations and prospects could be adversely affected.

Severe weather, including hurricanes, earthquakes and natural disasters could disrupt normal business operations, which could result in increased costs and have an adverse effect on our business, financial condition, results of operations and prospects.

Our services and operations, including several of our fulfillment centers, customer service centers, data centers and corporate offices are located in California, Nevada, Pennsylvania and the Netherlands, and other areas as well as temporary storage and cross dock facilities that are vulnerable to damage or interruption from natural disasters, power losses, telecommunication failures, terrorist attacks, human errors, break-ins and similar events. The occurrence of a natural disaster or other unanticipated problems at our facilities could result in lengthy interruptions in our services as well as higher insurance premiums. We may not be able to efficiently relocate our fulfillment and delivery operations due to disruptions in service if one of these events occurs and our insurance coverage may be insufficient to compensate us for such losses. Because the Los Angeles area, where our corporate offices are located, is in an earthquake fault zone and because the Los Angeles area is subject to the increased risk of wildfires, we are particularly sensitive to the risk of damage to, or total destruction of, our primary offices and one of our key fulfillment and delivery centers. Although we are insured up to certain limits against any certain losses or expenses that may result from a disruption to our business due to earthquakes or wildfires, either of these events, if incurred, could adversely affect our business, financial condition, results of operations and prospects.

A disruption in our operations could have an adverse effect on our business.

As a company engaged in sales domestically and internationally, our operations, including those of our third-party manufacturers, suppliers and delivery service providers, are subject to the risks inherent in such activities, including industrial accidents, environmental events, strikes and other labor disputes, disruptions in information systems, product quality control, safety, licensing requirements and other regulatory issues, as well as natural disasters, pandemics or other public health emergencies, border disputes, acts of terrorism and other external factors over which we and our third-party manufacturers, suppliers and delivery service providers have no control. The loss of, or damage to, the manufacturing facilities or fulfillment centers of our third-party manufacturers, suppliers and delivery service providers could have an adverse effect on our business, financial condition, results of operations and prospects.

We depend heavily on ocean container delivery to receive shipments of certain of our products such as wipes from our third-party manufacturers located in China and contracted third-party delivery service providers to deliver our products to our fulfillment centers located in Las Vegas, Nevada; Breinigsville, Pennsylvania and the Netherlands and other short-term inventory storage locations, and from there to our consumers and retail customers. Further, we rely on parcel carriers for the delivery of products sold directly to consumers through Honest.com and one major carrier for our domestic freight. Interruptions to or failures in these delivery services could prevent the timely or successful delivery of our products. For example, containers of wipes from seven ocean shipments were found to have mold on the shipping boxes and master cartons in the fourth quarter of 2022. While we have tendered this loss to our insurer and freight forwarders, the loss of contaminated product, inspection costs, container and truck storage costs, and remediation costs may negatively impact our operations in 2023. These interruptions or failures may also be due to unforeseen events that are beyond our control or the control of our third-party delivery service providers, such as truck shortages, labor unrest or natural disasters. There is no assurance that these interruptions or failures will not happen again. For example, a labor strike at a port could negatively impact the delivery of our imported wipes, and the escalating trade dispute

between the United States and China and the increased demand for shipping containers have and may in the future restrict the flow of the goods, including our components and wipes, from China to the United States. For example, due to COVID-19 lockdown restrictions in China in the second quarter of 2022, many of the ports shut down which has negatively impacted and may in the future negatively impact our ability to timely receive shipments of our products. Any failure to provide high-quality delivery services to our consumers may negatively affect the shopping experience of our consumers, damage our reputation and cause us to lose consumers.

Our ability to meet the needs of our consumers and retail customers depends on our and our distribution partners' proper operation of our fulfillment centers in Las Vegas, Nevada, Breinigsville, Pennsylvania and the Netherlands and other short-term inventory storage locations, where most of our inventory that is not in transit is housed. Although we currently insure our inventory, our insurance coverage may not be sufficient to cover the full extent of any loss or damage to our inventory or fulfillment centers, and any loss, damage or disruption of this facility, or loss or damage of the inventory stored there, could have an adverse effect on our business, financial condition, results of operations and prospects.

We may incur significant losses from fraud.

We may in the future incur losses from various types of fraud, including stolen credit card numbers, claims that a consumer did not authorize a purchase, merchant fraud and consumers who have closed bank accounts or have insufficient funds in open bank accounts to satisfy payments. Although we have measures in place to detect and reduce the occurrence of fraudulent activity in our marketplace, those measures may not always be effective. In addition to the direct costs of such losses, if the fraud is related to credit card transactions and becomes excessive, it could potentially result in us paying higher fees or losing the right to accept credit cards for payment. In addition, under current credit card practices, we are liable for fraudulent credit card transactions because we do not obtain a cardholder's signature for online purchases on Honest.com. Our failure to adequately prevent fraudulent transactions could damage our reputation, result in litigation or regulatory action and additional expenses and our business, financial condition, results of operations and prospects could be adversely affected.

Our ability to raise capital in the future may be limited and our failure to raise capital may limit our ability to invest in strategic priorities and grow our business.

In the future, we could be required to raise capital through public or private financing or other arrangements. Such financing may not be available on acceptable terms, or at all, and our failure to raise capital when needed could harm our business. We may sell common stock, convertible securities and other equity securities in one or more transactions at prices and in a manner as we may determine from time to time. If we sell any such securities in subsequent transactions, investors in our common stock may be materially diluted. New investors in such subsequent transactions could gain rights, preferences and privileges senior to those of holders of our common stock. Debt financing, if available, may involve restrictive covenants and could reduce our operational flexibility or ability to achieve or maintain profitability. Additionally, our ability to raise additional funds may be adversely impacted by potential worsening global economic conditions and the recent disruptions to, and volatility in, the credit and financial markets in the United States and worldwide, resulting from increased volatility in the trading markets, the continuing effects of the COVID-19 pandemic, or otherwise. If we cannot raise funds on acceptable terms, we may be forced to raise funds on undesirable terms, or our business may contract or we may be unable to grow our business or respond to competitive pressures, any of which could have an adverse effect on our business, financial condition, results of operations and prospects.

The agreements governing our indebtedness require us to meet certain operating and financial covenants and place restrictions on our operating and financial flexibility. If we raise capital through additional debt financing, the terms of any new debt could further restrict our ability to operate our business.

In January 2023, we entered into a first lien credit agreement, or 2023 Credit Facility, with JPMorgan Chase Bank, N.A., as administrative agent and lender, and the other lenders party thereto, which provides for a \$35.0 million revolving credit facility maturing on April 30, 2026. Debt under the 2023 Credit Facility is guaranteed by our material domestic subsidiaries and is secured by our and such subsidiaries' assets and property.

The 2023 Credit Facility also contains affirmative and negative covenants, indemnification provisions and events of default. The affirmative covenants include, among others, administrative, reporting and legal covenants, in each case subject to certain exceptions. The negative covenants include, among others, limitations on our and certain of our subsidiaries' abilities to, in each case subject to certain exceptions:

- make restricted payments including dividends and distributions on, redemptions of, repurchases or retirement of our capital stock;
- make certain intercompany distributions;
- incur additional indebtedness and issue certain types of equity;

- sell assets, including capital stock of subsidiaries;
- enter into certain transactions with affiliates;
- incur liens;
- enter into fundamental changes including mergers and consolidations;
- make investments, acquisitions, loans or advances;
- create negative pledges or restrictions on the payment of dividends or payment of other amounts owed from subsidiaries;
- make prepayments or modify documents governing material debt that is subordinated with respect to right of payment;
- engage in certain sale leaseback transactions;
- change our fiscal year; and
- change our lines of business.

The 2023 Credit Facility also contains a financial covenant that requires us to maintain a minimum total fixed charge coverage ratio during the periods set forth in the 2023 Credit Facility. As a result of the restrictions described above, we will be limited as to how we conduct our business and we may be unable to raise additional debt or equity financing to take advantage of new business opportunities. The terms of any future indebtedness we may incur could include more restrictive covenants. We cannot assure you that we will be able to maintain compliance with these covenants in the future and, if we fail to do so, that we will be able to obtain waivers from the lenders or amend the covenants.

Our ability to comply with the covenants and restrictions contained in the 2023 Credit Facility may be affected by economic, financial and industry conditions beyond our control. The restrictions in the 2023 Credit Facility may prevent us from taking actions that we believe would be in the best interests of our business and may have made it difficult for us to execute our business strategy successfully or effectively compete with companies that are not similarly restricted. Even if the 2023 Credit Facility is terminated, any additional debt that we incur in the future could subject us to similar or additional covenants.

The 2023 Credit Facility includes customary events of default, including failure to pay principal, interest or certain other amounts when due; material inaccuracy of representations and warranties; violation of covenants; specified cross-default and cross-acceleration to other material indebtedness; certain bankruptcy and insolvency events; certain events relating to the Employee Retirement Income Security Act of 1974; certain undischarged judgments; material invalidity of guarantees or grant of security interest; and change of control, in certain cases subject to certain thresholds and grace periods.

Our failure to comply with the restrictive covenants described above as well as other terms of our indebtedness could result in an event of default, which, if not cured or waived, could result in the lenders declaring all obligations, together with accrued and unpaid interest, immediately due and payable and take control of the collateral, potentially requiring us to renegotiate the 2023 Credit Facility on terms less favorable to us. If we are forced to refinance these borrowings on less favorable terms or are unable to refinance these borrowings, our business, results of operations, financial condition and future prospects could be adversely affected. In addition, such a default or acceleration may result in the acceleration of any future indebtedness to which a cross-acceleration or cross-default provision applies. If we are unable to repay our indebtedness, lenders having secured obligations, such as the lenders under the 2023 Credit Facility, could proceed against the collateral securing the indebtedness. In any such case, we may be unable to borrow under our credit facilities and may not be able to repay the amounts due under our credit facilities. This could have an adverse effect on our business, financial condition, results of operations and prospects and could cause us to become bankrupt or insolvent.

We could be required to collect additional sales taxes or be subject to other tax liabilities that may increase the costs our consumers would have to pay for our products and adversely affect our operating results.

On June 21, 2018, the U.S. Supreme Court held in *South Dakota v. Wayfair, Inc.* that states could impose sales tax collection obligations on out-of-state retailers even if those retailers lack any physical presence within the states imposing sales taxes. Under *Wayfair*, a person requires only a “substantial nexus” with the taxing state before the state may subject the person to sales tax collection obligations therein. An increasing number of states, both before and after the Supreme Court’s ruling, have considered or adopted laws that attempt to impose sales tax collection obligations on out-of-state retailers. The Supreme Court’s *Wayfair* decision has removed a significant impediment to the enactment of these laws, and it is possible that states may seek to tax out-of-state retailers, including for prior tax years. Although we believe that we currently collect sales taxes in all states that have adopted laws imposing sales tax collection obligations on out-of-state retailers since *Wayfair* was decided, a successful assertion by one or more jurisdictions requiring us to collect sales taxes where we presently do not do so, or to collect more taxes in a jurisdiction in which we currently do collect some sales taxes, could result in substantial tax liabilities, including taxes on past sales, as well as penalties and interest. The imposition by state governments of sales tax collection obligations on out-of-state retailers in jurisdictions where we do not currently collect sales taxes, whether for prior years or prospectively, could also create additional administrative burdens for us, put us at a competitive disadvantage if they do not impose similar obligations on our

competitors and decrease our future sales, which could have an adverse effect on our business, financial condition, results of operations and prospects.

We may seek to grow our business through acquisitions of, or investments in, new or complementary businesses, facilities, technologies or products, or through strategic alliances, and the failure to manage these acquisitions, investments or alliances, or to integrate them with our existing business, could have an adverse effect on us.

From time to time we may consider opportunities to acquire or make investments in new or complementary businesses, facilities, technologies, offerings, or products, or enter into strategic alliances, that may enhance our capabilities, expand our outsourcing and supplier network, complement our current products or expand the breadth of our markets. For example, in 2019 we entered into a license agreement with Butterblu pursuant to which we licensed certain of our trademarks to Butterblu for the manufacture and distribution of certain baby apparel products in exchange for royalties. In August 2022, we terminated the license agreement in advance of its expiration date and entered into a supplier services agreement with Butterblu, pursuant to which Butterblu provides certain design, manufacturing, sales and marketing services to us.

Acquisitions, investments and other strategic alliances, including our supplier services agreement with Butterblu, involve numerous risks, including:

- problems integrating the acquired business, facilities, technologies or products, including issues maintaining uniform standards, procedures, controls and policies;
- risks associated with quality control and brand reputation;
- unanticipated costs associated with acquisitions, investments or strategic alliances;
- diversion of management's attention from our existing business;
- adverse effects on existing business relationships with suppliers, outsourced private brand manufacturing partners and retail and ecommerce partners;
- risks associated with any dispute that may arise with respect to such strategic alliance;
- risks associated with entering new markets in which we may have limited or no experience;
- potential loss of key employees of acquired businesses; and
- increased legal and accounting compliance costs.

Our ability to successfully grow through strategic transactions depends upon our ability to identify, negotiate, complete and integrate suitable target businesses, facilities, technologies and products and to obtain any necessary financing. These efforts could be expensive and time-consuming and may disrupt our ongoing business and prevent management from focusing on our operations. If we are unable to identify suitable acquisitions or strategic relationships, or if we are unable to integrate any acquired businesses, facilities, technologies and products effectively, our business, financial condition, results of operations and prospects could be adversely affected. Also, while we employ several different methodologies to assess potential business opportunities, the new businesses may not meet or exceed our expectations.

Our ability to utilize our net operating loss carryforwards and certain other tax attributes may be limited.

We have incurred substantial losses since inception. As of December 31, 2022, we had federal and state net operating loss carryforwards of \$301.0 million and \$272.0 million, respectively. The federal loss carryforwards, except the federal loss carryforwards arising in tax years beginning after December 31, 2017, begin to expire in 2032 unless previously utilized. Federal net operating losses, or NOLs, arising in tax years beginning after December 31, 2017 have an indefinite carryforward period and do not expire, but the deduction for these carryforwards is limited to 80% of current-year taxable income for taxable years beginning after 2020. In general, under Sections 382 and 383 of the U.S. Internal Revenue Code of 1986, as amended, a corporation that undergoes an "ownership change" (generally defined as a greater than 50 percentage point change (by value) in its equity ownership by certain stockholders over a rolling three-year period) is subject to limitations on its ability to utilize its pre-change NOLs to offset future taxable income. We may have experienced ownership changes in the past, may experience ownership changes in the future, and are currently evaluating with our independent tax advisors whether and to what extent our NOLs may be currently limited. In addition, for state income tax purposes, there may be periods during which the use of NOLs or tax credits is suspended or otherwise limited, which could accelerate or permanently increase state taxes owed.

Risks Related to Our Dependence on Third Parties

Our business, including our costs and supply chain, is subject to risks associated with sourcing, manufacturing, warehousing, distribution and logistics, and the loss of any of our key suppliers or logistical service providers could negatively impact our business.

All of the products we offer are manufactured by a limited number of third-party manufacturers, and as a result we have been and may continue to be subject to price fluctuations or demand disruptions. Our operating results have been negatively impacted by increases in the costs of manufacturing our products, and we have no guarantees that costs will not continue to rise. For example, some of our contracts with third-party manufacturers have clauses that trigger good faith renegotiation of purchase costs in the case of significant raw material cost escalation. In the fourth quarter of 2021, we were informed by two third-party manufacturers in our Diapers and Wipes and Skin and Personal Care categories, respectively, that those hurdles had been met. In addition, in the third quarter of 2022, we received requests from the same two third-party manufacturers to renegotiate purchase costs due to continued increases in raw material costs. As a result, we negotiated and agreed to higher purchase prices which has negatively impacted our cost of revenue during the year ended December 31, 2022 and will continue to have a negative impact on our results of operations. Due to continued elevated input costs such as fluff pulp, we experienced further escalation of purchase costs and cost of revenue in the fourth quarter of 2022 and anticipate the same in 2023. Moreover, the demand for sustainable packaging and ingredients is outpacing the supply and increasing the cost of these raw materials. For example, there is a supplier shortage or significant demand for and cost impacts to various raw materials used in manufacturing and distributing our products, including post-consumer recycled plastic resin, post-consumer recycled cardboard shipping cartons for our Honest.com shipments, surfactants, fluff pulp and other diaper raw materials. We implemented price increases that took effect in the first half of 2022 and in December 2022 and plan to take additional price increases in 2023 and in the future as needed to offset input cost inflation. The implementation of these and future price increases are dependent on acceptance from our customers and accurate input of these pricing changes into our systems and our customers' systems. We have also continued to experience record-high freight and shipping costs. As we expand into new categories and product types, we expect that we may not have strong purchasing power in these new areas, which could lead to higher costs than we have historically seen in our current product categories. Failure to incorporate these and future price increases into our and our customers' systems may negatively impact our revenue and business results. We may also be limited in our ability to pass increased costs on to consumers, and may experience reduced demand from consumers as a result of our price increases, which could adversely affect our operating results. Moreover, in the event of a significant disruption in the supply of the materials used in the manufacture of the products we offer, we and the vendors that we work with might not be able to locate alternative suppliers of materials of comparable quality at an acceptable price.

Products and merchandise we receive from manufacturers and suppliers may not be of sufficient quality or free from damage, or such products may be damaged during shipping, while stored in our warehouse fulfillment centers or with third-party ecommerce or retail customers or when returned by consumers. We may incur additional expenses and our brand or reputation could be harmed if customers or consumers and potential consumers believe that our products do not meet their expectations, are not properly labeled or are damaged. For example, as disinfecting and sanitization products have faced supply chain challenges, decelerating market demand and aging and slower turning inventory, the Company has received some product quality complaints from customers and consumers that have resulted or may result in additional refunds, returns, write-offs and remediation costs.

We purchase significant amounts of product supply from a limited number of suppliers with limited supply capabilities. There can be no assurance that our current suppliers will be able to accommodate our anticipated growth or continue to supply current quantities at preferential prices. An inability of our existing suppliers to provide materials in a timely or cost-effective manner could impair our growth and have an adverse effect on our business, financial condition, results of operations and prospects. For example, Valor Brands LLC (dba Ontex North America), or Ontex, which manufactures and supplies certain diaper products for us, have opened a new manufacturing facility in North Carolina and its new facility may not be able to manufacture our diapers in a timely, cost-effective manner or meet our quality standards. In addition, we do not maintain long-term supply contracts with many of our suppliers and these suppliers could discontinue selling to us at any time. However, we have a long-term supply agreement with Ontex for the manufacture and supply of certain diaper products. The current term of the supply agreement with Ontex ends on December 31, 2023. In addition, our agreement with Ontex provides that Ontex will be our exclusive supplier of diaper and training pant products so long as Ontex is able to provide us such products. Either party may terminate the agreement if the other party materially breaches the agreement and does not cure the breach within a specified notice period, or upon the other party's insolvency. If the agreement with Ontex is terminated, is not renewed, or if Ontex becomes insolvent, ceases or significantly reduces its operations or experiences financial distress, as a result of the COVID-19 pandemic or otherwise, or if any environmental, economic or other outside factors impact their operations, our ability to procure diaper manufacturing services may be impaired, and we may not be able to obtain, or may face increased costs related to, such services. The loss of Ontex, or of any of our other significant suppliers, or the discontinuance of any preferential pricing or exclusive incentives they currently offer to us could have an adverse effect on our business, financial condition, results of operations and prospects. In December 2022, we amended our agreement with Ontex to increase pricing on certain items, among other terms, which will apply for the balance of our agreement with Ontex and which will increase our cost of revenue in 2023. If we are not successful in negotiating future renewals, our business, financial condition, results of operations and prospects could be adversely affected.

We continually seek to expand our base of suppliers, especially as we identify new products that necessitate new or additional materials. We also require our new and existing suppliers to meet our ethical and business partner standards. Suppliers may also have to meet governmental and industry standards and any relevant standards required by our consumers, which may

require additional investment and time on behalf of suppliers and us. If any of our key suppliers becomes insolvent, ceases or significantly reduces its operations or experiences financial distress, as a result of the COVID-19 pandemic or otherwise, if any environmental, economic or other outside factors impact their operations or if we are unable to identify or enter into distribution relationships with new suppliers or to replace the loss of any of our existing suppliers, we may experience a competitive disadvantage, our business may be disrupted and our business, financial condition, results of operations and prospects could be adversely affected.

Our principal suppliers and customers currently provide us with certain incentives such as volume rebates, trade discounts, cooperative advertising and market development funds. A reduction or discontinuance of these incentives would increase our costs and could reduce our ability to achieve or maintain profitability. Similarly, if one or more of our suppliers or customers were to offer these incentives, including preferential pricing, to our competitors, our competitive advantage would be reduced, which could have an adverse effect on our business, financial condition, results of operations and prospects.

In addition, we have warehouse fulfillment centers located in Las Vegas, Nevada, Breinigsville, Pennsylvania and the Netherlands and a short-term inventory storage location in Fontana, California, all of which are managed by a single distribution partner, GEODIS Logistics LLC, or GEODIS. We have an agreement with GEODIS pursuant to which GEODIS provides warehousing, distribution and fulfillment services to us. Our agreement with GEODIS may be terminated for any reason by us or by GEODIS on delivery of prior written notice, and is renewable on an annual basis. If the agreement with GEODIS is terminated, is not renewed or if one fulfillment center is consolidated into another warehouse fulfillment center or if GEODIS becomes insolvent, ceases or significantly reduces its operations or experiences financial distress, as a result of the COVID-19 pandemic or otherwise, or if any environmental, economic or other outside factors impact their operations, our ability to procure warehousing, distribution and fulfillment services may be impaired, and we may not be able to obtain, or may face increased costs related to, such services and our business, financial condition, results of operations and prospects could be adversely affected. For example, we are negotiating the renewal of our agreement with GEODIS for services at our Las Vegas, Breinigsville and Netherlands fulfillment centers. If we are not successful negotiating that renewal, our business, financial condition, results of operations and prospects could be adversely affected as we may have to work with a new provider of warehousing, distribution and fulfillment services which could be disruptive to our operations and further increase our costs. As part of these negotiations GEODIS passed on increased service and inflation related costs to us, including warehouse labor cost, which negatively impacted our cost of revenue for the year ended December 31, 2022 and may continue to negatively impact our cost of revenue going forward.

If our third-party suppliers and manufacturers do not comply with ethical business practices or with applicable laws and regulations, our reputation, business, financial condition, results of operations and prospects could be harmed.

Our reputation and our consumers' willingness to purchase our products depend in part on our suppliers', manufacturers', and retail customers' compliance with ethical employment practices, such as with respect to child labor, wages and benefits, forced labor, discrimination, safe and healthy working conditions, and with all legal and regulatory requirements relating to the conduct of their businesses. While we require that our suppliers agree to our Supplier Code of Conduct, we do not exercise control over our suppliers, manufacturers, and retail customers and cannot guarantee their compliance with ethical and lawful business practices. If our suppliers, manufacturers, or retail customers fail to comply with applicable laws, regulations, safety codes, employment practices, human rights standards, quality standards, environmental standards, production practices, or other obligations, norms, or ethical standards, our reputation and brand image could be harmed, and we could be exposed to litigation, investigations, enforcement actions, monetary liability, and additional costs that would harm our reputation, business, financial condition, results of operations and prospects.

If we or our distribution partners do not successfully optimize, operate and manage the expansion of the capacity of our warehouse fulfillment centers, our business, financial condition, results of operations and prospects could be adversely affected.

We have warehouse fulfillment centers located in Las Vegas, Nevada, Breinigsville, Pennsylvania, and the Netherlands and a short-term inventory storage location in Fontana, California, all of which are managed by a single distribution partner, GEODIS. If we or any distribution partners do not optimize and operate our warehouse fulfillment centers successfully and efficiently, it could result in excess or insufficient fulfillment capacity, an increase in costs or impairment charges or harm our business in other ways. In addition, if we or any distribution partners do not have sufficient fulfillment capacity or experience a problem fulfilling orders in a timely manner, our consumers may experience delays in receiving their purchases, which could harm our reputation and our relationship with our consumers. As a result of the COVID-19 pandemic, including an increase in orders, we and our distribution partner may experience disruptions to the operations of our fulfillment centers, which may negatively impact our and our distribution partner's ability to fulfill orders in a timely manner, which could harm our reputation, relationships with consumers and business, financial condition, results of operations and prospects. We have designed and established our own fulfillment center infrastructure, including customizing inventory and package handling software systems, which is tailored to meet the specific needs of our business. If we continue to add fulfillment and warehouse capabilities, add new businesses or categories with different fulfillment requirements or change the mix in products that we sell, our fulfillment network

will become increasingly complex and operating it will become more challenging. Failure to successfully address such challenges in a cost-effective and timely manner could impair our ability to timely deliver purchases to our DTC consumers and merchandise inventory to our retail and ecommerce partners and could have an adverse effect on our reputation and ultimately, our business, financial condition, results of operations and prospects.

Although we currently rely on our distribution partner, we have added a short-term warehouse fulfillment center and may do so in the future and/or other distribution capacity as our business continues to grow. We cannot assure you that we will be able to locate suitable facilities on commercially acceptable terms in accordance with our expansion plans, nor can we assure you that we will be able to recruit qualified managerial and operational personnel to support our expansion plans. If we are unable to secure new facilities for the expansion of our fulfillment operations, recruit qualified personnel to support any such facilities, or effectively control expansion-related expenses, our business, financial condition, results of operations and prospects could be adversely affected. If we grow faster than we anticipate, we may exceed our fulfillment center capacity sooner than we anticipate, we may experience problems fulfilling orders in a timely manner or our consumers may experience delays in receiving their purchases, which could harm our reputation and our relationships with our consumers, and we would need to increase our capital expenditures more than anticipated and in a shorter time frame than we currently anticipate. Our ability to expand our fulfillment center capacity, including our ability to secure suitable facilities and recruit qualified employees, may be substantially affected by the spread of COVID-19 and related governmental orders, as well as macroeconomic conditions, and there may be delays or increased costs associated with such expansion. Many of the expenses and investments with respect to our fulfillment centers are fixed, and any expansion of such fulfillment centers will require additional investment of capital. We expect to incur higher capital expenditures in the future for our fulfillment center operations as our business continues to grow. We would incur such expenses and make such investments in advance of expected sales, and such expected sales may not occur. Any of these factors could have an adverse effect on our business, financial condition, results of operations and prospects.

Shipping is a critical part of our business and any changes in our shipping arrangements or any interruptions in shipping could adversely affect our operating results.

We primarily rely on one major vendor for our DTC shipping requirements and one major vendor for our inbound domestic freight. If we are not able to negotiate acceptable pricing and other terms with this vendor or it experiences performance problems or other difficulties, it could negatively impact our operating results and our consumer experience. Shipping vendors have and may continue to impose shipping surcharges from time to time. In addition, our ability to receive inbound inventory efficiently and ship products to consumers and retailers may be negatively affected by inclement weather, fire, flood, power loss, earthquakes, labor disputes, acts of war or terrorism, trade embargoes, customs and tax requirements and similar factors. For example, strikes at major international shipping ports have in the past impacted our supply of inventory from our third-party manufacturers, delays at ports caused by COVID-19 and the escalating trade dispute between the United States and China has and may in the future lead to increased tariffs, the revocation of current tariff exclusions for certain of our products, which may restrict the flow of the goods from China to the United States. Additionally, for example, due to COVID-19 lockdown restrictions in China in the second quarter of 2022, many of the ports shut down which has negatively impacted and may in the future negatively impact our ability to timely receive shipments of our products. We are also subject to risks of damage or loss during delivery by our shipping vendors. If our products are not delivered in a timely fashion or are damaged or lost during the delivery process, our consumers could become dissatisfied and cease shopping on our site or retailer or third-party ecommerce sites, which could have an adverse effect on our business, financial condition, operating results and prospects.

We are subject to risks related to online payment methods, including third-party payment processing-related risks.

We currently accept payments using a variety of methods, including credit card, debit card, PayPal and gift cards. As we offer new payment options to consumers, we may be subject to additional regulations, compliance requirements, fraud and other risks. We also rely on third parties to provide payment processing services, and for certain payment methods, we pay interchange and other fees, which may increase over time and raise our operating costs and affect our ability to achieve or maintain profitability. We are also subject to payment card association operating rules and certification requirements, including the Payment Card Industry Data Security Standard, or PCI-DSS, and rules governing electronic funds transfers, which could change or be reinterpreted to make it difficult or impossible for us to comply. If we (or a third-party processing payment card transactions on our behalf) suffer a security breach affecting payment card information, we may have to pay onerous and significant fines, penalties and assessments arising out of the major card brands' rules and regulations, contractual indemnifications or liability contained in merchant agreements and similar contracts, and we may lose our ability to accept payment cards for payment for our goods and services, which could materially impact our operations and financial performance.

Furthermore, as our business changes, we may be subject to different rules under existing standards, which may require new assessments that involve costs above what we currently pay for compliance. As we offer new payment options to consumers, including by way of integrating emerging mobile and other payment methods, we may be subject to additional regulations, compliance requirements and fraud. If we fail to comply with the rules or requirements of any provider of a payment method we

accept, if the volume of fraud in our transactions limits or terminates our rights to use payment methods we currently accept, or if a data breach occurs relating to our payment systems, we may, among other things, be subject to fines or higher transaction fees and may lose, or face restrictions placed upon, our ability to accept credit card payments from consumers or facilitate other types of online payments.

We also occasionally receive orders placed with fraudulent data and we may ultimately be held liable for the unauthorized use of a cardholder's card number in an illegal activity and be required by card issuers to pay charge-back fees. Charge-backs result not only in our loss of fees earned with respect to the payment, but also leave us liable for the underlying money transfer amount. If our charge-back rate becomes excessive, card associations also may require us to pay fines or refuse to process our transactions. In addition, we may be subject to additional fraud risk if third-party service providers or our employees fraudulently use consumer information for their own gain or facilitate the fraudulent use of such information. Overall, we may have little recourse if we process a criminally fraudulent transaction. If any of these events were to occur, our business, financial condition, results of operations and prospects could be adversely affected.

We rely on third-party suppliers, manufacturers, retail and ecommerce customers and other vendors, and they may not continue to produce products or provide services that are consistent with our standards or applicable regulatory requirements, which could harm our brand, cause consumer dissatisfaction, and require us to find alternative suppliers of our products or services.

We do not own or operate any manufacturing facilities. We use multiple third-party suppliers and manufacturers based primarily in the United States, China and Mexico and other countries to a lesser extent, to source, manufacture and partner with us for the innovation of all of our products, including product components, under our owned brand. We engage many of our third-party suppliers and manufacturers on a purchase order basis and in some cases are not party to long-term contracts with them. The ability and willingness of these third parties to supply, manufacture and to partner in innovation of our products may be affected by raw material availability and prices, competing orders placed by other companies and the demands of those companies. Our operating results have been negatively impacted by increases in the costs of manufacturing our products, and we have no guarantees that costs will not continue to rise. For example, some of our contracts with third-party manufacturers have clauses that trigger good faith renegotiation of purchase costs in the case of significant raw material cost escalation. In the fourth quarter of 2021, we were informed by two third-party manufacturers in our Diapers and Wipes and Skin and Personal Care categories, respectively, that those hurdles had been met. In addition, in the third quarter of 2022, we received requests from the same two third-party manufacturers to renegotiate purchase costs due to continued increases in raw material costs. As a result, we negotiated and agreed to higher purchase prices which negatively impacted our cost of revenue in 2022 and we expect higher purchase prices in 2023, which will negatively impact our cost of revenue in 2023, which we may not be able to offset with price increases. If we experience significant increases in demand, or need to replace a significant number of existing suppliers or manufacturers, there can be no assurance that additional supply and manufacturing capacity will be available when required on terms that are acceptable to us, or at all, or that any supplier or manufacturer will allocate sufficient capacity to us in order to meet our requirements. Furthermore, our reliance on suppliers and manufacturers outside of the United States, the number of third parties with whom we transact and the number of jurisdictions to which we sell complicates our efforts to comply with customs duties and excise taxes; any failure to comply could adversely affect our business.

In addition, quality control problems, such as the use of materials and delivery of products that do not meet our quality control standards and specifications or comply with applicable laws or regulations, could harm our brand and business or cause consumer dissatisfaction. For example, as disinfecting and sanitization products have faced supply chain challenges, decelerating market demand and aging and slower turning inventory, we have received some product quality complaints from customers and consumers that have resulted and may in the future result in additional refunds, returns, write-offs and remediation costs. Remediation costs would be significant, including the cost to rework a product to be in sellable condition or the cost to destroy a product that cannot be remediated, and while immaterial as of December 31, 2022, it could have an adverse effect on our business, financial condition and results of operations. Quality control problems could result in regulatory action, such as restrictions on importation, products of inferior quality or product stock outages or shortages, harming our sales and creating inventory write-downs for unusable products.

We have also outsourced portions of our fulfillment process, as well as certain technology-related functions, to third-party service providers. Specifically, we rely on third parties in a number of foreign countries and territories, we are dependent on third-party vendors for credit card processing, and we use third-party hosting and networking providers to host our sites. The failure of one or more of these entities to provide the expected services on a timely basis, or at all, or at the prices we expect, or the costs and disruption incurred in changing these outsourced functions to being performed under our management and direct control or that of a third party, could have an adverse effect on our business, financial condition, results of operations and prospects. We are not party to long-term contracts with some of our retail and ecommerce customers, and upon expiration of these existing agreements, we may not be able to renegotiate the terms on a commercially reasonable basis, or at all.

Further, our third-party manufacturers, suppliers and retail and ecommerce customers may:

- have economic or business interests or goals that are inconsistent with ours;
- take actions contrary to our instructions, requests, policies or objectives;
- be unable or unwilling to fulfill their obligations under relevant purchase orders or manufacturing or supply agreements, including obligations to meet our production deadlines, quality standards, pricing guidelines and product specifications, and to comply with applicable regulations, including those regarding the safety and quality of products;
- have financial difficulties;
- encounter raw material or labor shortages;
- encounter increases in raw material or labor costs which may affect our procurement costs;
- encounter difficulties with proper payment of custom duties or excise taxes;
- disclose our confidential information or intellectual property to competitors or third parties;
- engage in activities or employ practices that may harm our reputation; and
- work with, be acquired by, or come under control of, our competitors.

Risks Related to Legal and Governmental Regulation

Health and safety incidents or advertising inaccuracies or product mislabeling may have an adverse effect on our business by exposing us to lawsuits, product recalls or regulatory enforcement actions, increasing our operating costs and reducing demand for our product offerings.

Selling Diapers and Wipes, Skin and Personal Care and Household and Wellness products and baby clothing and nursery bedding products involves inherent legal and other risks, and there is increasing governmental scrutiny of and public awareness regarding product safety. Illness, injury or death related to allergens, illnesses, foreign material contamination or other product safety incidents caused by our products, or involving our suppliers, could result in the disruption or discontinuance of sales of these products or our relationships with such suppliers, or otherwise result in increased operating costs, regulatory enforcement actions or harm to our reputation. For example, in 2015 multiple class action lawsuits were filed against us claiming that certain of our products, including our sunscreen, were ineffective and were not “natural,” which also resulted in an investigation by the Food and Drug Administration, or the FDA. In 2016 multiple class action lawsuits were filed against us claiming that we misled buyers about ingredients in our laundry detergent, dish soap and multi-surface cleaner. In 2022, a class action lawsuit was filed against us alleging that our plant-based claim on certain wipes products was deceptive to purchasers. In addition, we voluntarily recalled certain of our baby wipes and baby powder products in 2017. We also voluntarily recalled one of our bubble bath products in January 2021 due to concerns about potential contamination. Despite successfully completing these recalls, these incidents negatively affected our brand image and required significant time and resources to address.

Shipment of adulterated or misbranded products, even if inadvertent, can result in criminal or civil liability. Such incidents could also expose us to product liability, negligence, breach of warranty, false advertising or other lawsuits, including consumer class action lawsuits. Any claims brought against us may exceed or be outside the scope of our existing or future insurance policy coverage or limits. Any judgment against us that is more than our policy limits or not covered by our policies or not subject to insurance would have to be paid from our cash reserves, which would reduce our capital resources.

The occurrence of adverse reactions, ineffectiveness or other safety incidents could also adversely affect the price and availability of affected materials, resulting in higher costs, disruptions in supply and a reduction in our sales. Furthermore, any instances of contamination, defects, or misbranding or other regulatory noncompliance, whether or not caused by our actions, could compel us, our suppliers, our retail or ecommerce customers, or our consumers, depending on the circumstances, to conduct a recall in accordance with FDA, the Consumer Product Safety Commission, or CPSC, the USDA, the U.S. Environmental Protection Agency, or EPA, or other federal regulations and policies, and comparable state laws, regulations and policies. Product recalls could result in significant losses due to their costs, the destruction of product inventory, lost sales due to the unavailability of the product for a period of time and potential loss of existing retail or ecommerce partners or consumers and a potential negative impact on our ability to attract new consumers due to negative consumer experiences or because of an adverse impact on our brand and reputation. The costs of a recall could be outside the scope of our existing or future insurance policy coverage or limits.

In addition, companies that sell Diapers and Wipes, Skin and Personal Care, Household and Wellness and other products have been subject to targeted, large-scale tampering as well as to opportunistic, individual product tampering, and we, like any such company, could be a target for product tampering. Forms of tampering could include the introduction of foreign material, chemical contaminants and pathological organisms into products, as well as product substitution. Governmental regulations require companies like us to analyze, prepare and implement mitigation strategies specifically to address tampering designed to inflict widespread public health harm. If we do not adequately address the possibility, or any actual instance, of product tampering, we could face possible seizure or recall of our products and the imposition of civil or criminal sanctions, which could have an adverse effect on our business, financial condition, results of operations and prospects.

Further, many products that we sell carry or are advertised with claims as to their origin, ingredients or health, wellness, environmental or other benefits or attributes, including, by way of example, the use of the terms “natural”, “organic”, “clean”, “clean conscious”, “sustainable”, “plant-based” or “naturally derived,” or similar synonyms or implied statements relating to such benefits or attributes. Although the FDA, FTC, and the USDA each has issued statements regarding the appropriate use of the word “natural,” there is no single, U.S. government regulated definition of the term “natural” or related concepts like “naturally derived” for use in the personal care industry, which is true for many other adjectives common in the clean conscious product industry. The resulting uncertainty has led to legal challenges. Plaintiffs have commenced legal actions against numerous companies that market “natural”, “naturally derived” or “clean” products or ingredients, asserting false, misleading and deceptive advertising and labeling and breach of warranty claims, including claims alleging the presence of genetically modified or synthetic ingredients, including synthetic or highly processed forms of otherwise natural ingredients. In limited circumstances, both the FDA and FTC have taken regulatory action against products labeled or advertised “natural” but that nonetheless contain synthetic ingredients or components. Should we become subject to similar claims, consumers may avoid purchasing products from us or seek alternatives, even if the basis for the claim is unfounded, and the cost of defending against any such claims could be significant. For example, a class action lawsuit was filed against us in 2022 alleging that our plant-based claim on certain wipes products was deceptive to purchasers. While we believe the claim is baseless, the cost of defending the lawsuit will be significant. Any loss of confidence on the part of consumers in the truthfulness of our labeling, advertising or ingredient claims would be difficult and costly to overcome and may significantly reduce our brand value. Any of these events could adversely affect our reputation and brand and decrease our sales, which could have an adverse effect on our business, financial condition, results of operations and prospects.

The USDA enforces federal standards for organic production and use of the term “organic” on product labeling for food and other agricultural products. These laws prohibit a company from selling or labeling products as organic unless they are produced and handled in accordance with the applicable federal law. Failure to comply with these requirements may subject us to liability or regulatory enforcement. Consumers may also pursue state law claims challenging use of the organic label as being intentionally mislabeled or misleading or deceptive to consumers.

In addition, certain of the cleaning products, including the disinfectant products, we sell require approval from and registration with the EPA prior to sale. Products that expressly or impliedly claim to control microorganisms that pose a threat to human health may be subject to additional regulatory scrutiny and need to be supported by additional efficacy data. Should we advertise or market these EPA regulated products with claims that are not permitted by the terms of their registration or are otherwise false or misleading, the EPA may be authorized to take enforcement action to prevent the sale or distribution of disinfectant products. False or misleading marketing claims concerning a product’s EPA registration or its efficacy may also create the risk for challenges under state law at the consumer level.

We are subject to extensive governmental regulation and we may incur material liabilities under, or costs in order to comply with, existing or future laws and regulation, and our failure to comply may result in enforcements, recalls, and other adverse actions.

We are subject to a broad range of federal, state, local, and foreign laws and regulations intended to protect public and worker health and safety, natural resources, the environment and consumers. Our operations are subject to regulation by the Occupational Safety and Health Administration, or OSHA, the FDA, the CPSC, the USDA, the FTC, EPA, and by various other federal, state, local and foreign authorities regarding the manufacture, processing, packaging, storage, sale, order fulfillment, advertising, labeling, import and export of our products. Certain of the cleaning products, including the disinfectant products, we sell may require EPA registration and approval prior to sale.

In addition, we and our manufacturing partners are subject to additional regulatory requirements, including environmental, health and safety laws and regulations administered by the EPA, state, local and foreign environmental, health and safety legislative and regulatory authorities and the National Labor Relations Board, covering such areas as discharges and emissions to air and water, the use, management, disposal and remediation of, and human exposure to, hazardous materials and wastes, and public and worker health and safety. Violations of or liability under any of these laws and regulations may result in

administrative, civil or criminal fines, penalties or sanctions against us, revocation or modification of applicable permits, licenses or authorizations, environmental, health and safety investigations or remedial activities, voluntary or involuntary product recalls, warning or untitled letters or cease and desist orders against operations that are not in compliance, among other things. Such laws and regulations generally have become more stringent over time and may become more so in the future, and we may incur (directly, or indirectly through our manufacturing partners) material costs to comply with current or future laws and regulations or in any required product recalls. Liabilities under, and/or costs of compliance, and the impacts on us of any non-compliance, with any such laws and regulations could have an adverse effect on our business, financial condition, results of operations and prospects. In addition, changes in the laws and regulations to which we are subject, or in the prevailing interpretations of such laws and regulations by courts and enforcement authorities, could impose significant limitations and require changes to our business, which may increase our compliance expenses, make our business more costly and less efficient to conduct, and compromise our growth strategy, which could have an adverse effect on our business, financial condition, results of operations and prospects.

Our products are also subject to state laws and regulations, such as California's Proposition 65, or Prop 65, which requires a specific warning on any product that contains a substance listed by the State of California as having been found to cause cancer or birth defects, unless the level of such substance in the product is below a safe harbor level. We have in the past been subject to lawsuits brought under Prop 65, and if we fail to comply with Prop 65 in the future, it may result in lawsuits and regulatory enforcement that could have a material adverse effect on our reputation, business, financial condition, results of operations and prospects. Further, the inclusion of warnings on our products to comply with Prop 65 could also reduce overall consumption of our products or leave consumers with the perception (whether or not valid) that our products do not meet their health and wellness needs, all of which could adversely affect our reputation, business, financial condition, results of operations and prospects. These developments, depending on the outcome, could have an adverse effect on our reputation, business, financial condition, results of operations and prospects.

Changes in existing laws or regulations or related official guidance, or the adoption of new laws or regulations or guidance, may increase our costs and otherwise adversely affect our business, financial condition, results of operations and prospects.

The manufacture and marketing of Diapers and Wipes, Skin and Personal Care and Household and Wellness products is highly regulated. We and our suppliers and manufacturers are subject to a variety of laws and regulations. These laws and regulations apply to many aspects of our business, including the manufacture, packaging, labeling, import, distribution and order fulfillment, advertising, sale, quality and safety of our products, as well as the health and safety of our employees and the protection of the environment.

In the United States, we are subject to regulation by various government agencies, including OSHA, the FDA, the USDA, the FTC, the CPSC, and the EPA, the California Air Resources Board, or CARB, as well as various other federal, state and local agencies. We are also regulated outside the United States by various international regulatory bodies. In addition, we are subject to certain standards, such as the Global Food Safety Initiative, standards and review by voluntary organizations, such as BBB National Programs' National Advertising Division. We could incur costs, including fines, penalties and third-party claims, because of any violations of, or liabilities under, such requirements, including any competitor or consumer challenges relating to compliance with such requirements. For example, in connection with the marketing and advertisement of our products, we could be the target of claims relating to false or deceptive advertising, including under the auspices of the FTC and the consumer protection statutes of some states.

The regulatory environment in which we operate has changed in the past could change significantly and adversely in the future. For example, in December 2009, the FTC substantially revised its Guides Concerning the Use of Endorsements and Testimonials in Advertising, or "Endorsement Guides," to eliminate a safe harbor principle that formerly recognized that advertisers could publish consumer testimonials that conveyed truthful but extraordinary results from using the advertiser's product as long as the advertiser clearly and conspicuously disclosed that the endorser's results were not typical. Similarly, in 2012, the FTC announced revisions to its Guides For The Use Of Environmental Marketing Claims, or the "Green Guides," that assist advertisers in avoiding the dissemination of false or deceptive environmental claims for their products. The Green Guides revisions introduced new and proscriptive guidance regarding advertisers' use of product certifications and seals of approval, "recyclable" claims, "renewable materials" claims, "carbon offset" claims and other environmental benefit claims. Although we strive to adapt our marketing efforts to evolving regulatory requirements and related guidance, we may not always anticipate or timely identify changes in regulation or official guidance that could impact our business, with the result that we could be subjected to litigation and enforcement actions that could adversely affect our business, financial condition, results of operations and prospects. Future changes in regulations and related official guidance, including the Endorsement Guides and Green Guides, could also introduce new restrictions that impair our ability to market our products effectively and place us at a competitive disadvantage with competitors who depend less than we do on environmental marketing claims and social media influencer relationships.

Moreover, any change in manufacturing, advertising, labeling or packaging requirements for our products may lead to an increase in costs or interruptions in production, either of which could adversely affect our business, financial condition, results of operations and prospects. New or revised government laws, regulations or guidelines could result in additional compliance costs and, in the event of non-compliance, civil remedies, including fines, injunctions, withdrawals, recalls or seizures and confiscations, as well as potential criminal sanctions, any of which could have an adverse effect on our business, financial condition, results of operations and prospects.

Failure by our network of retail and ecommerce partners, suppliers or manufacturers to comply with product safety, environmental or other laws and regulations, or with the specifications and requirements of our products, may disrupt our supply of products and adversely affect our business.

If our network of retail and ecommerce partners, suppliers or manufacturers fail to comply with environmental, health and safety or other laws and regulations, or face allegations of non-compliance, their operations may be disrupted and our reputation could be harmed. Additionally, our retail and ecommerce partners, suppliers and manufacturers are required to maintain the quality of our products and to comply with our standards and specifications. In the event of actual or alleged non-compliance, we might be forced to find alternative retail or ecommerce partners, suppliers or manufacturers and we may be subject to lawsuits and/or regulatory enforcement actions related to such non-compliance by the suppliers and manufacturers. As a result, our supply of Diapers and Wipes, Skin and Personal Care and Household and Wellness products could be disrupted or our costs could increase, which could adversely affect our business, financial condition, results of operations and prospects. The failure of any partner or manufacturer to produce products that conform to our standards could adversely affect our reputation in the marketplace and result in product recalls, product liability claims, government or third-party actions and economic loss. For example, a manufacturer's failure to meet cGMPs, could result in the delivery of product that is subject to a product recall, product liability litigation, or government investigations. Additionally, actions we may take to mitigate the impact of any disruption or potential disruption in our supply of materials or finished inventory, including increasing inventory in anticipation of a potential supply or production interruption, could have an adverse effect on our business, financial condition, results of operations and prospects.

Class action litigation, other legal claims and regulatory enforcement actions could subject us to liability for damages, civil and criminal penalties and other monetary and non-monetary liability and could otherwise adversely affect our reputation, business, financial condition, results of operations and prospects.

We operate in a highly regulated environment with constantly evolving legal and regulatory frameworks. Consequently, we are subject to a heightened risk of consumer class action litigation, other legal claims, government investigations or other regulatory enforcement actions. The product marketing and labeling practices of companies operating in the Diapers and Wipes, Skin and Personal Care, Household and Wellness and clean conscious products segments of the marketplace receive close scrutiny from the private plaintiff's class action bar and from public consumer protection agencies. Accordingly, there is risk that consumers will bring class action lawsuits and that the FTC and/or state attorneys general or other consumer protection law enforcement authorities will bring legal actions concerning the truth and accuracy of our product marketing and labeling claims. Examples of causes of action that may be asserted in a consumer class action lawsuit include fraud, false advertising, unfair and deceptive practices, negligent misrepresentation, unjust enrichment, breach of warranty and breach of state consumer protection statutes. We have been targeted with such litigation in the past. For example, in 2015, multiple class action lawsuits were filed against us claiming that certain of our products, including our sunscreen, were ineffective and were not "natural." In 2017, we settled these class action lawsuits by agreeing to labeling changes and a \$7.4 million settlement fund. In 2016, multiple class action lawsuits were filed against us claiming that we misled buyers about ingredients in our laundry detergent, dish soap and multi-surface cleaner. In 2017, we settled these class action lawsuits by agreeing to marketing or reformulating changes and a settlement fund of \$1.6 million. In 2022, a class action lawsuit was filed against us alleging that our plant-based claim on certain wipes products was deceptive to purchasers. While we believe the claim is baseless, the cost of defending the lawsuit will be significant.

We have also been the subject of litigation claiming our labels contain inaccurate or misleading information. In response, we have updated the language on certain of our labels. Changes in our labels could reduce overall consumption of our products or leave consumers with the perception (whether or not valid) that our products do not meet their safety, efficacy or clean conscious needs, which could adversely affect our reputation, business, financial condition, results of operations and prospects. Although we have implemented policies and procedures designed to ensure compliance with existing laws and regulations, there can be no assurance that our employees, consultants, independent contractors, suppliers, manufacturers or retail or ecommerce partners will not violate our policies and procedures. Moreover, a failure to maintain effective control processes could lead to violations, unintentional or otherwise, of laws and regulations. Legal claims, government investigations or regulatory enforcement actions arising out of our failure or alleged failure to comply with applicable laws and regulations could subject us to civil and criminal penalties and liabilities that could adversely affect our product sales, reputation, financial condition and operating results. These liabilities could include obligations to reformulate products or remove them from the marketplace, as well as obligations to disgorge revenue and to accept burdensome injunctions that limit our freedom to market our products. In addition, the costs and

other effects of defending potential and pending litigation and administrative actions against us may be difficult to determine and could adversely affect our reputation, business, brand image, financial condition, results of operations and prospects.

Furthermore, although we believe that the extent of our insurance coverage is consistent with industry practice, any claim under our insurance policies may be subject to certain exceptions, may not be honored fully, in a timely manner, or at all, and we may not have purchased sufficient insurance to cover all losses incurred. If we were to incur substantial liabilities, as a result of civil or criminal penalties or otherwise, or if our business operations were interrupted for a substantial period of time, we could incur costs and suffer losses. Such liabilities, including inventory and business interruption losses, may not be covered by our insurance policies. We also expect that operating as a public company will make it more difficult and more expensive for us to obtain director and officer liability insurance, and we may be required to accept reduced policy limits and coverage or incur substantially higher costs to obtain the same or similar coverage. As a result, it may be more difficult for us to attract and retain qualified people to serve on our board of directors, our board committees or as executive officers. We do not know, however, if we will be able to maintain existing insurance with adequate levels of coverage. Any significant uninsured liability may require us to pay substantial amounts, which would adversely affect our cash position and results of operations. Additionally, in the future, insurance coverage may not be available to us at commercially acceptable premiums, or at all.

Litigation or legal proceedings could expose us to significant liabilities and have a negative impact on our reputation or business.

We are, and may in the future become, party to various claims and litigation proceedings. We evaluate these claims and litigation proceedings to assess the likelihood of unfavorable outcomes and to estimate, if possible, the amount of potential losses. Based on these assessments and estimates, we may establish reserves, as appropriate. These assessments and estimates are based on the information available to management at the time and involve a significant amount of management judgment. Actual outcomes or losses may differ materially from our assessments and estimates. For a description of our material pending legal proceedings, please see Note 11, *Commitments and Contingencies*, to the consolidated financial statements included elsewhere in this Annual Report on Form 10-K.

Even when not merited, the defense of these lawsuits may divert our management's attention, and we may incur significant expenses in defending these lawsuits. The results of litigation and other legal proceedings are inherently uncertain, and adverse judgments or settlements in some of these legal disputes may result in adverse monetary damages, penalties or injunctive relief against us, which could have an adverse effect on our business, financial condition, results of operations and prospects. Any claims or litigation, even if fully indemnified or insured, could damage our reputation and make it more difficult to compete effectively or to obtain adequate insurance in the future.

Furthermore, while we maintain insurance for certain potential liabilities, such insurance does not cover all types and amounts of potential liabilities and is subject to various exclusions as well as caps on amounts recoverable. Even if we believe a claim is covered by insurance, insurers may dispute our entitlement to recovery for a variety of potential reasons, which may affect the timing and, if the insurers prevail, the amount of our recovery.

Increasing scrutiny and evolving expectations from stakeholders with respect to our ESG practices, performance, commitments and disclosures may impact our reputation, increase our costs and impact our access to capital.

Stakeholder scrutiny related to our ESG practices, commitments, performance and disclosures continues to increase. We have adopted certain policies and programs, including with respect to responsible ingredients and sustainability, safety and health, human capital management, social performance and community relations, diversity and inclusion and supply chain code of conduct. Our stakeholders might not be satisfied with our ESG practices, commitments, performance and/or disclosures, or the speed of their adoption, implementation and measurable success. Investor advocacy groups, certain institutional investors, investment funds, creditors and other influential investors are increasingly focused on our ESG practices and in recent years have placed increasing importance on the ESG implications of their investments and lending decisions. If we do not meet our stakeholders' evolving expectations, our reputation, access to and cost of capital, and stock price could be negatively impacted.

Organizations that provide information to investors and financial institutions on ESG performance and related matters have developed quantitative and qualitative data collection processes and ratings processes for evaluating companies on their approach to ESG matters. Such ratings are used by some investors to inform their investment and voting decisions. In addition, many investors have created their own proprietary ratings that inform their investment and voting decisions. Unfavorable ratings or assessment of our ESG practices, including our compliance with certain disclosure standards and frameworks, may lead to negative investor sentiment toward us, which could have a negative impact on our stock price and our access to and cost of capital.

As we continue to focus on our ESG practices, commitments, performance and disclosures, and as ESG-related regulations and disclosure standards and frameworks continue to evolve, we have expanded our public disclosures in these areas. Such disclosures may reflect goals, aspirations, commitments, cost estimates and other expectations and assumptions, including over long timeframes, which are necessarily uncertain and may not be realized.

New government regulations could also result in new or more stringent forms of ESG oversight and expanded disclosure. The SEC proposed climate-change related disclosure rules that, if adopted, would require significant disclosure regarding GHG emissions and would require significant time and expense to collect and prepare the information which may need to be gathered to satisfy such new disclosure requirements and any regulatory requirements for independent attestation as to such disclosures. Further, the voluntary disclosure standards or frameworks we choose to align with are evolving and may change over time and our interpretation of such disclosure standards and frameworks may differ from those of others, either of which may result in a lack of consistent or meaningful comparative data from period to period and/or significant revisions to our goals and aspirations or reported progress in achieving such goals and aspirations.

Ensuring that there are adequate systems and processes in place to comply with the various ESG tracking and disclosure obligations will require management's time and expense. If we do not adapt to or comply with government regulations, investor or stakeholder expectations, including with respect to evolving disclosure standards and frameworks, or if we are perceived to have not responded appropriately, regardless of whether there is a legal requirement to do so, we may suffer from reputational damage and our business, financial condition, cost of capital and/or stock price could be adversely affected.

In addition, our customers and consumers may require that we implement certain additional ESG procedures or standards before they will start or continue to do business with us, which could lead to preferential buying based on our ESG practices compared to our competitors' ESG practices. Further, being associated with activities by suppliers, contractors or other affiliates that have or are perceived to have individual or cumulative adverse impacts on the environment, climate, biodiversity and land management, water access and management, human rights or cultural heritage could negatively affect our reputation and impose additional costs.

We (and our third parties) are subject to stringent and changing domestic and foreign laws, regulations, rules, contractual data privacy and security obligations, policies and other obligations related to data privacy and security. The actual or perceived failure by us, our consumers, partners or vendors to comply with obligations could lead to regulatory investigations or actions; litigation; fines and penalties; have an adverse effect on our business, financial condition, results of operations and prospects disruptions of our business operations; reputational harm; loss of revenue or profits; loss of customers or sales; and other adverse business consequences.

In the ordinary course of business we process, and our vendors process on our behalf, personal information and other sensitive information, including proprietary and confidential business information, trade secrets, intellectual property, sensitive third-party information, and other information necessary to provide and deliver our products through our DTC channel to operate our business, for legal and marketing purposes, and for other business-related purposes. Our data Processing activities subject us to numerous data privacy and security obligations, such as various laws, regulations, guidance, industry standards, external and internal privacy and security policies, contracts, and other obligations that govern the Processing of personal information by us and on our behalf.

Data privacy and information security has become a significant issue in the United States, countries in Europe, and in many other countries in which we operate and where we offer our products and services. The legal and regulatory framework for privacy and security issues is rapidly evolving and is expected to increase our compliance costs and exposure to liability. There are numerous federal, state, local, and foreign laws, orders, codes, regulations and regulatory guidance regarding privacy, information security and processing (which we collectively refer to as Data Protection Laws), the number and scope of which is changing, subject to differing applications and interpretations, and which may be inconsistent among jurisdictions, or in conflict with other rules, laws or Data Protection Obligations (defined below). We expect that there will continue to be new Data Protection Laws and Data Protection Obligations, and we cannot yet determine the impact such future Data Protection Laws may have on our business. Any significant change to Data Protection Laws and Data Protection Obligations, including without limitation, regarding the manner in which the express or implied consent of consumers for processing is obtained, could increase our costs and require us to modify our operations, possibly in a material manner, which we may be unable to complete and may limit our ability to store and process consumer information and operate our business.

We are or may also be subject to the terms of our external and internal privacy and security policies, codes, representations, certifications, industry standards, publications and frameworks (which we collectively refer to as Privacy Policies) and contractual obligations to third parties related to privacy, information security and processing, including contractual obligations to indemnify and hold harmless third parties from the costs or consequences of non-compliance with Data Protection Laws or other obligations (which we collectively refer to as Data Protection Obligations).

In the United States, these include rules and regulations promulgated under the authority of the Federal Trade Commission, the Electronic Communications Privacy Act, the Computer Fraud and Abuse Act, the California Consumer Privacy Act, or CCPA, the Telephone Consumer Protection Act, or TCPA, the Controlling the Assault of Non-Solicited Pornography And Marketing Act, or CAN-SPAM, other state and federal laws relating to privacy and data security, and other similar laws (e.g., wiretapping laws). The TCPA imposes specific requirements relating to marketing to individuals using technology such as telephones, mobile devices, and text messages. TCPA violations can result in significant financial penalties, as businesses can incur penalties or criminal fines imposed by the Federal Communications Commission or be fined up to \$1,500 per violation through private litigation or state attorneys general or other state actor enforcement. Class action suits are the most common method for private enforcement. Many states have enacted telemarketing laws and regulations that are even more proscriptive than the TCPA and that pose additional litigation and regulatory enforcement risks. In addition, the CCPA applies to personal information of consumers, business representatives, and employees, and requires companies that process information of California residents to make specific disclosures to consumers about their information collection, use and sharing practices, and allows consumers to exercise certain privacy rights. The CCPA provides for civil penalties of up to \$7,500 per violation and allows private litigants affected by certain data breaches to recover significant statutory damages. The CCPA may increase our compliance costs and potential liability. In addition, the California Privacy Rights Act of 2020, or CPRA, expands the CCPA's requirements, including giving California residents the ability to limit the use of their sensitive information, by adding a new right for individuals to correct their personal information, and establishing a new California Privacy Protection Agency to implement and enforce the law. Other jurisdictions in the United States have passed or are proposing comprehensive privacy laws similar to the CCPA. Some observers have noted that the CCPA could mark the beginning of a trend toward more stringent privacy legislation in the United States. For example, Virginia passed the Consumer Data Protection Act, and Colorado passed the Colorado Privacy Act, both of which differ from the CPRA and become effective in 2023. If and as we become subject to new data privacy laws, the risk of enforcement action against us could increase because we may become subject to additional obligations, and the number of individuals or entities that can initiate actions against us may increase (including individuals, via a private right of action, and state actors) and these developments further complicate compliance efforts, and increase legal risk and compliance costs for us, and the third parties upon whom we rely. Additionally, under various Data Protection Laws and Data Protection Obligations, we may be required to obtain certain consents to process personal information. Our inability or failure to do so could result in adverse consequences.

In addition, we are also subject to the Payment Card Industry Data Security Standard ("PCI DSS"). The PCI DSS requires companies to adopt certain measures to ensure the security of cardholder information, including using and maintaining firewalls, adopting proper password protections for certain devices and software, and restricting data access. Noncompliance with PCI-DSS can result in penalties ranging from \$5,000 to \$100,000 per month by credit card companies, litigation, damage to our reputation, and revenue losses. We may also rely on vendors to process payment card data, and those vendors may be subject to PCI DSS, and our business may be negatively affected if our vendors are fined or suffer other consequences as a result of PCI DSS noncompliance.

Outside the United States, an increasing number of laws, regulations, and industry standards apply to data privacy and security. For example, in Canada, the Personal Information Protection and Electronic Documents Act ("PIPEDA") and various related provincial laws, as well as Canada's Anti-Spam Legislation ("CASL"), may apply to our operations and the European Union's General Data Protection Regulation, or GDPR, and the United Kingdom's GDPR, or UK GDPR, imposes strict requirements for processing the personal data of individuals. For example, the GDPR introduced strict requirements for processing the personal data of European Union data subjects. Companies that must comply with the GDPR face increased compliance obligations and risk, including more robust regulatory enforcement of data protection requirements, an order prohibiting processing of European data subject personal data and potential fines for noncompliance of up to €20 million or 4% of the annual global revenues of the noncompliant company, whichever is greater. European data protection laws including the GDPR also generally prohibit the transfer of personal data from Europe, including the European Economic Area, or EEA, the United Kingdom, and Switzerland, to the United States and most other countries unless the parties to the transfer have established a legal basis for the transfer and implemented specific safeguards to protect the transferred personal data. Also, following the expiry of the post-Brexit transitional arrangements, the United Kingdom Information Commissioner's Office is not able to be our "lead supervisory authority" in respect of any "cross border processing" for the purposes of the GDPR. For so long as we are unable to, and/or do not, designate a lead supervisory authority in an EEA member state, with effect from January 1, 2021, we are not able to benefit from the GDPR's "one stop shop" mechanism. Amongst other things, this would mean that, in the event of a violation of the GDPR affecting data subjects across the United Kingdom and the EEA, we could be investigated by, and ultimately fined by the United Kingdom Information Commissioner's Office and the supervisory authority in each and every EEA member state where data subjects have been affected by such violation. Other countries have also passed or are considering passing laws requiring local data residency and/or restricting the international transfer of data.

The European Commission released a set of Standard Contractual Clauses (SCCs), that are designed to be a valid mechanism by which entities can transfer personal data out of the EEA to jurisdictions that the European Commission has not found to provide an adequate level of protection. Currently, these Standard Contractual Clauses are a valid mechanism to transfer personal data outside of the EEA. Additional regulatory guidance has been released that seeks to impose additional obligations

on companies seeking to rely on SCCs, such as conducting transfer impact assessments to determine whether additional security measures are necessary to protect the at-issue personal data. Moreover, due to potential legal challenges, there exists some uncertainty regarding whether the Standard Contractual Clauses will remain a valid mechanism for transfers of personal data out of the EEA. As such, any transfers by us or our vendors of personal information from Europe may not comply with European data protection law; may increase our exposure to the GDPR's heightened sanctions for violations of its cross-border data transfer restrictions; may increase exposure to regulatory actions, substantial fines, and injunctions against processing or transferring personal data from Europe or elsewhere; and may reduce demand for our products from companies subject to European data protection laws. Companies that transfer personal data out of the EEA and UK to other jurisdictions, particularly to the United States, are subject to increased scrutiny from regulators, individual litigants, and activist groups. Some European regulators have ordered certain companies to suspend or permanently cease certain transfers out of Europe for allegedly violating the GDPR's cross-border data transfer limitations. The inability to import personal data to the United States could significantly and negatively impact our business operations, limiting our ability to collaborate with parties that are subject to European and other data privacy and security laws; or requiring us to increase our personal data processing capabilities and infrastructure in Europe and/or elsewhere at significant expense. Additionally, other countries outside of Europe have enacted or are considering enacting similar cross-border data transfer restrictions and laws requiring local data residency, which could increase the cost and complexity of delivering our products and operating our business.

Additionally, some providers of consumer devices, web browsers and application stores have implemented, or announced plans to implement, means to make it easier for Internet users to prevent the placement of cookies or to block other tracking technologies, require additional consents, or limit the ability to track user activity, which could if widely adopted result in the use of third-party cookies and other methods of online tracking becoming significantly less effective. For example, Apple introduced an iOS update in April 2021 that allowed users to more easily opt-out of tracking of activity across devices, which may impact business. Google has announced that it will introduce similar changes in late 2021, which could have a similar negative impact on our business. Individuals may increasingly resist our collecting, using, and sharing of personal data to deliver targeted advertising. Individuals are increasingly becoming aware of options related to consent, "do not track" mechanisms, and "ad-blocking" software, any of which could materially impact our ability to collect personal data and deliver relevant promotions or media. We may be required to change the way we market our products. Any of these developments could impair our ability to reach new or existing customers or otherwise negatively affect our operations.

In addition to the EU GDPR, European legislative proposals and present laws and regulations apply to cookies and similar tracking technologies, electronic communications, and marketing. In the EU and the UK, regulators are increasingly focusing on compliance with requirements related to the online behavioral advertising ecosystem. It is anticipated that the ePrivacy Regulation and national implement laws will replace the current national laws that implement the ePrivacy Directive that governs electronic communications. Compliance with these laws may require us to make significant operational changes, limit the effectiveness of our marketing activities, divert the attention of our technology personnel, adversely affect our margins, and subject us to liabilities. Outside of Europe, other laws are further regulating targeted advertising, making certain online advertising activities more difficult and subject to additional scrutiny. For example, the CCPA grants California residents the right to opt-out of a company's sharing of personally identifiable information for advertising purposes in exchange for money or other valuable consideration. Laws and regulations regarding the use of these cookies and other current online tracking and advertising practices or a loss in our ability to make effective use of services that employ such technologies could increase our costs of operations and limit our ability to acquire new consumers on cost-effective terms, which, in turn, could have an adverse effect on our business, financial condition, results of operations and prospects.

We are also bound by contractual data privacy and security obligations related to data privacy and security, and our efforts to comply with such obligations may not be successful. For example, certain privacy laws, such as the GDPR and the CCPA, require our customers to impose specific contractual restrictions on their service providers. We publish privacy policies, marketing materials and other statements, such as compliance with certain certifications or self-regulatory principles, regarding data privacy and security. If these policies, materials or statements are found to be deficient, lacking in transparency, deceptive, unfair, or misrepresentative of our practices, we may be subject to investigation, enforcement actions by regulators or other adverse consequences.

Our obligations related to data privacy and security are quickly changing, becoming increasingly stringent and creating regulatory uncertainty as to the effective future legal framework. Additionally, these obligations may be subject to differing applications and interpretations, which may be inconsistent or in conflict among jurisdictions. Preparing for and complying with these obligations requires us to devote significant resources (including, without limitation, financial and time-related resources), which may necessitate changes to our information technologies, systems, and practices and to those of any third parties that process personal information on our behalf. In addition, these obligations may require us to change our business model. Although we endeavor to comply with all applicable data privacy and security obligations, we may at times fail (or be perceived to have failed) to do so. Moreover, despite our efforts, our personnel or third parties upon whom we rely may fail to comply with such obligations, which could negatively impact our business operations and compliance posture. For example, any failure by a third-

party processor to comply with applicable law, regulations, or contractual data privacy and security obligations could result in adverse effects, including inability to operate our business and proceedings against us by governmental entities or others.

We strive to comply with applicable Data Protection Laws, Privacy Policies and Data Protection Obligations to the extent possible, but we may at times fail to do so, or may be perceived to have failed to do so. If we fail, or are perceived to have failed, to address or comply with data privacy and security obligations, we could face significant consequences. These consequences may include, but are not limited to, government enforcement actions (e.g., investigations, fines, penalties, audits, inspections, and similar); litigation (including class-related claims); additional reporting requirements and/or oversight; bans on processing personal information; orders to destroy or not use personal information; and imprisonment of company officials. Any of these events could have a material adverse effect on our reputation, business, or financial condition, including but not limited to: loss of customers; interruptions or stoppages in our business operations; inability to process personal information or to operate in certain jurisdictions; limited ability to develop or commercialize our products; expenditure of time and resources to defend any claim or inquiry; adverse publicity; or revision or restructuring of our operations. Moreover, despite our efforts, we may not be successful in achieving compliance if our employees, partners or vendors do not comply with applicable Data Protection Laws, Privacy Policies and Data Protection Obligations. If we or our vendors fail (or are perceived to have failed) to comply with applicable Data Protection Laws, Privacy Policies and Data Protection Obligations, or if our Privacy Policies are, in whole or part, found to be inaccurate, incomplete, deceptive, unfair, or misrepresentative of our actual practices, our business, financial condition, results of operations and prospects could be adversely affected.

Government regulation of the Internet and ecommerce is evolving, and unfavorable changes or failure by us to comply with these regulations could have an adverse effect on our business, financial condition, results of operations and prospects.

We are subject to general business regulations and laws as well as regulations and laws specifically governing the Internet and ecommerce. Existing and future regulations and laws could impede the growth of the Internet, ecommerce or mobile commerce, which could in turn adversely affect our growth. These regulations and laws may involve taxes, tariffs, privacy and data security, anti-spam, content protection, electronic contracts and communications, consumer protection, sales practices and Internet neutrality. It is not clear how some existing laws governing issues such as property ownership, sales and other taxes and consumer privacy apply to the Internet as many of these laws were adopted prior to the advent of the Internet and do not contemplate or address the unique issues raised by the Internet or ecommerce. Our subscription programs are also subject to a complex and evolving body of domestic and international consumer protection laws and regulations that govern automatically renewing purchase agreements and that vary from jurisdiction to jurisdiction. It is possible that general business regulations and laws, laws specifically governing the Internet or ecommerce, and automatic renewal laws governing product subscription programs may be interpreted and applied in a manner that is inconsistent from one jurisdiction to another and may conflict with other rules or our practices. We cannot be sure that our practices have complied, comply or will comply fully with all such laws and regulations. Any failure, or perceived failure, by us to comply with any of these laws or regulations could result in damage to our reputation, a loss in business and proceedings or actions against us by governmental entities, customers, suppliers or others. Any such proceeding or action could hurt our reputation, force us to spend significant amounts in defense of these proceedings, distract our management, increase our costs of doing business, decrease the use of our website and mobile applications by customers and suppliers and may result in the imposition of monetary liabilities and burdensome injunctions. We may also be contractually liable to indemnify and hold harmless third parties from the costs or consequences of non-compliance with any such laws or regulations. As a result, adverse developments with respect to these laws and regulations could have an adverse effect on our business, financial condition, results of operations and prospects.

We rely on a variety of marketing techniques and practices, including email and social media marketing, online targeted advertising, cookie-based processing, and postal mail to sell our products and services and to attract new consumers, and we, and our vendors, are subject to various current and future Data Protection Laws and Data Protection Obligations that govern marketing and advertising practices. Governmental authorities continue to evaluate the privacy implications inherent in the use of third-party “cookies” and other methods of online tracking for behavioral advertising and other purposes, such as by regulating the level of consumer notice and consent required before a company can employ cookies or other electronic tracking tools or the use of data gathered with such tools.

Developments in labor and employment law and any unionizing efforts by employees could have an adverse effect on our business, financial condition, results of operations and prospects.

We face the risk that Congress, federal agencies or one or more states could approve legislation or regulations significantly affecting our businesses and our relationship with our employees and other individuals providing valuable services to us, such as our influencers. For example, the previously proposed federal legislation referred to as the Employee Free Choice Act would have substantially liberalized the procedures for union organization. None of our employees are currently covered by a collective bargaining agreement, but any attempt by our employees to organize a labor union could result in increased legal and other associated costs. Additionally, given the National Labor Relations Board’s “speedy election” rule, our ability to timely and

effectively address any unionizing efforts would be difficult. If we enter into a collective bargaining agreement with our employees, the terms could have an adverse effect on our costs, efficiency and ability to generate acceptable returns on the affected operations.

Federal and state wage and hour rules establish minimum salary requirements for employees to be exempt from overtime payments. For example, among other requirements, California law requires employers to pay employees who are classified as exempt from overtime a minimum salary of at least twice the minimum wage, which is currently \$58,240 per year for executive, administrative and professional employees with employers that have 26 or more employees. Minimum salary requirements impact the way we classify certain employees, increases our payment of overtime wages and provision of meal or rest breaks, and increases the overall salaries we are required to pay to currently exempt employees to maintain their exempt status. As such, these requirements could have an adverse effect on our business, financial condition, results of operations and prospects.

Risks Related to Our Intellectual Property and Information Technology

We may be unable to adequately obtain, maintain, protect and enforce our intellectual property rights.

We regard our brand, consumer lists, trademarks, trade dress, domain names, trade secrets, proprietary technology and similar intellectual property as critical to our success. We rely on trademark, copyright and patent law, trade secret protection, and confidentiality agreements with our employees and others to protect our proprietary rights.

Effective intellectual property protection may not be available in every country in which our products are, or may be made, available. The protection of our intellectual property rights may require the expenditure of significant financial, managerial and operational resources. Moreover, the steps we take to protect our intellectual property may not adequately protect our rights or prevent third parties from infringing, misappropriating or otherwise violating our proprietary rights, and we may be unable to broadly enforce all of our intellectual property rights. Any of our intellectual property rights may be challenged by others or invalidated through administrative process or litigation.

Our pending and future patent and trademark applications may never be granted. Additionally, the process of obtaining patent and trademark protection is expensive and time-consuming, and we may be unable to prosecute all necessary or desirable patent and trademark applications at a reasonable cost or in a timely manner. There can be no assurance that our issued patents and registered trademarks or pending applications, if issued or registered, will adequately protect our intellectual property, as the legal standards relating to the validity, enforceability and scope of protection of patent, trademark and other intellectual property rights are constantly evolving and vary by jurisdiction. We also cannot be certain that others will not independently develop or otherwise acquire equivalent or superior technology or intellectual property rights.

We further rely on confidentiality agreements to protect our intellectual property rights. Our confidentiality agreements with our employees and certain of our consultants, contract employees, suppliers and independent contractors, including some of our manufacturers who use our formulations to manufacture our products, generally require that all information made known to them be kept strictly confidential. The effectiveness of these agreements are important as some of our formulations have been developed by or with our suppliers and manufacturers. However, we may fail to enter into confidentiality agreements with all parties who have access to our trade secrets or other confidential information. In addition, parties may breach such agreements and disclose our proprietary information, and we may not be able to obtain adequate remedies for such breaches. Enforcing a claim that a party illegally disclosed or misappropriated a trade secret can be difficult, expensive and time-consuming, and the outcome is unpredictable. Even if we are successful in prosecuting such claims, any remedy awarded may be insufficient to fully compensate us for the improper disclosure or misappropriation. In addition, if any of our trade secrets were to be lawfully obtained or independently developed by a competitor or other third party, we would have no right to prevent them from using that technology or information to compete with us and our competitive position would be harmed.

We might be required to spend significant resources to monitor and protect our intellectual property rights. For example, we may initiate claims or litigation against others for infringement, misappropriation or violation of our intellectual property rights or other proprietary rights or to establish the validity of such rights. However, we may be unable to discover or determine the extent of any infringement, misappropriation or other violation of our intellectual property rights and other proprietary rights. Despite our efforts, we may be unable to prevent third parties from infringing upon, misappropriating or otherwise violating our intellectual property rights and other proprietary rights. Any litigation, whether or not it is resolved in our favor, could result in significant expense to us and divert the efforts of our technical and management personnel, which could have an adverse effect on our business, financial condition, results of operations and prospects.

The loss of any registered trademark or other intellectual property could enable other companies to compete more effectively with us.

We consider our trademarks to be valuable assets that reinforce our brand and consumers' perception of our products. We have invested a significant amount of time and money in establishing and promoting our brands. Our continued success depends, to a significant degree, upon our ability to protect and preserve our registered trademarks and to successfully obtain additional trademark registrations in the future.

We may not be able to obtain trademark protection in all territories that we consider to be important to our business. In addition, we cannot assure you that the steps we have taken to protect our trademarks are adequate, that our trademarks can be successfully defended and asserted in the future or that third parties will not infringe upon any such rights. Our trademark rights and related registrations may be challenged, opposed, infringed, cancelled, circumvented or declared generic, or determined to be infringing on other marks, as applicable. Failure to protect our trademark rights could prevent us in the future from challenging third parties who use names and logos similar to our trademarks, which may in turn cause consumer confusion or negatively affect consumers' perception of our brand and products. Moreover, any trademark disputes may result in a significant distraction for management and significant expense, which may not be recoverable regardless of whether we are successful. Such proceedings may be protracted with no certainty of success, and an adverse outcome could subject us to liabilities, force us to cease use of certain trademarks or other intellectual property or force us to enter into licenses with others. Any one of these occurrences could have an adverse effect on our business, financial condition, results of operations and prospects.

If we fail to comply with our obligations under our existing license agreements or cannot license rights to use technologies on reasonable terms or at all, we may be unable to license rights that are critical to our business.

We license certain intellectual property which is critical to our business, including pursuant to the Likeness Agreement with Jessica Warren. If we fail to comply with any of the obligations under our license agreements, we may be required to pay damages and the licensor may have the right to terminate the license. Termination by the licensor would cause us to lose valuable rights, and could inhibit our ability to commercialize our products. If any contract interpretation disagreement were to arise, the resolution could narrow what we believe to be the scope of our rights to the relevant intellectual property or increase what we believe to be our financial or other obligations under the relevant agreement. Any of the foregoing could adversely impact our business, financial condition and results of operations.

In addition, in the future we may identify additional third-party intellectual property we may need to license in order to engage in our business, including to develop or commercialize new products. However, such licenses may not be available on acceptable terms or at all. The licensing or acquisition of third-party intellectual property rights is a competitive area, and companies with greater size and capital resources than us may pursue strategies to license or acquire third-party intellectual property rights that we may consider attractive or necessary. In addition, companies that perceive us to be a competitor may be unwilling to assign or license rights to us. Even if such licenses are available, we may be required to pay the licensor substantial royalties or other fees. If we are unable to enter into the necessary licenses on acceptable terms or at all, it could have an adverse effect on our business, financial condition, results of operations and prospects.

We may be subject to claims or other allegations that we infringe, misappropriate or otherwise violate the intellectual property rights of third parties, which could result in substantial damages and diversion of management's efforts and attention.

Third parties have from time to time claimed, and may claim in the future, that we have infringed, misappropriated or otherwise violated their intellectual property rights. These claims, whether meritorious or not, could be time-consuming, result in considerable litigation costs, result in injunctions against us or the payment of damages by us, require significant amounts of management time or result in the diversion of significant operational resources and expensive changes to our business model, result in the payment of substantial damages or injunctions against us, or require us to enter into costly royalty or licensing agreements, if available. As a result of a third party claim, we have agreed to certain restrictions regarding the goods and services that may be offered under our trademarks. In addition, we may be unable to obtain or utilize on terms that are favorable to us, or at all, licenses or other rights with respect to intellectual property we do not own. These risks have been amplified by the increase in third parties whose sole or primary business is to assert such claims. Any payments we are required to make and any injunctions we are required to comply with as a result of these claims could have an adverse effect on our business, financial condition, results of operations and prospects.

Our reliance on software-as-a-service, or SaaS, technologies from third parties may adversely affect our business and results of operations.

We rely on SaaS technologies from third parties, including Salesforce, in order to operate critical functions of our business, including financial management services, customer relationship management services, supply chain services and data storage services. If these services become unavailable due to extended outages or interruptions or because they are no longer available on commercially reasonable terms or prices, or for any other reason, our expenses could increase, our ability to manage our finances could be interrupted, our processes for managing sales of our offerings and supporting our consumers could be

impaired, our ability to communicate with our suppliers could be weakened and our ability to access or save data stored to the cloud may be impaired until equivalent services, if available, are identified, obtained and implemented, all of which could have an adverse effect on our business, financial condition, results of operations and prospects.

We must successfully maintain, scale and upgrade our information technology systems, and our failure to do so could have an adverse effect on our business, financial condition, results of operations and prospects.

We have identified the need to significantly expand, scale and improve our information technology systems and personnel to support recent and expected future growth. As such, we are in the process of implementing, and will continue to invest in and implement, significant modifications and upgrades to our information technology systems and procedures, including replacing legacy systems with successor systems, making changes to legacy systems or acquiring new systems with new functionality, hiring employees with information technology expertise and building new policies, procedures, training programs and monitoring tools. These types of activities subject us to inherent costs and risks associated with replacing and changing these systems, including impairment of our ability to leverage our Retail channel or fulfill customer orders, potential disruption of our internal control structure, substantial capital expenditures, additional administration and operating expenses, the need to acquire and retain sufficiently skilled personnel to implement and operate the new systems, demands on management time, the introduction of errors or vulnerabilities and other risks and costs of delays or difficulties in transitioning to or integrating new systems into our current systems. These implementations, modifications and upgrades may not result in productivity improvements at a level that outweighs the costs of implementation, or at all. Additionally, difficulties with implementing new technology systems, delays in our timeline for planned improvements, significant system failures, or our inability to successfully modify our information systems to respond to changes in our business needs may cause disruptions in our business operations and could have an adverse effect on our business, financial condition, results of operations and prospects. For example, in the fourth quarter of 2022, we replaced our order management system. We experienced some difficulties with the implementation of this new system, which caused us to incur \$1.3 million in advanced shipping violation charges with some retail customers, and we may encounter further problems meeting the requirements set forth by our customers in the future, which could have an adverse effect on our business.

We are increasingly dependent on information technology and our ability to process data in order to operate and sell our goods and services, and if we (or our third parties) are unable to protect against software and hardware vulnerabilities, service interruptions, data corruption, cyber-based attacks, ransomware or security breaches, or if we fail to comply with our commitments and assurances regarding the privacy and security of such data, we could experience adverse consequences, including but not limited to regulatory investigations or actions; litigation; fines and penalties; disruptions to our business operations; interruptions in our ability to provide our goods and services exposure to liability; reputational harm; loss of revenue or profits; loss of customers or sales; and other adverse consequences.

We rely on information technology networks and systems and data processing (some of which are managed by third-parties) to market, sell and deliver our products and services, to fulfill orders, to collect, receive, store, process, generate, use, transfer, disclose, make accessible, protect, secure, dispose of and share (which we collectively refer to as Process or Processing) personal information, sensitive, confidential or proprietary information, financial information and other information, to manage a variety of business processes and activities, for financial reporting purposes, to operate our business, process orders and to comply with regulatory, legal and tax requirements (which we collectively refer to as Business Functions). Our ability to monitor these third parties' cybersecurity practices is limited, and these third parties may not have adequate information security measures in place. And, while we may be entitled to damages if our third-party service providers fail to satisfy their privacy or security-related obligations to us, any award may be insufficient to cover our damages, or we may be unable to recover such award. Remote work has become more common and has increased risks to our information technology systems and data, as more of our employees utilize network connections, computers and devices outside our premises or network, including working at home, while in transit and in public locations. Future or past business transactions (such as acquisitions or integrations) could expose us to additional cybersecurity risks and vulnerabilities, as our systems could be negatively affected by vulnerabilities present in acquired or integrated entities' systems and technologies. Furthermore, we may discover security issues that were not found during due diligence of such acquired or integrated entities, and it may be difficult to integrate companies into our information technology environment and security program.

We may expend significant resources or modify our business activities in an effort to protect against security breaches. Certain data privacy and security obligations may require us to implement and maintain specific security measures, industry-standard or reasonable security measures to protect our information technology systems and data. Despite our efforts to ensure the security, privacy, integrity, confidentiality, availability, and authenticity of information technology networks and systems, Processing and information, there can be no assurance that these measures will be effective. The recovery systems, security protocols, network protection mechanisms and other security measures that we have integrated into our systems, networks and physical facilities, which are designed to protect against, detect and minimize security breaches, may not be adequate to prevent or detect service interruption, system failure data loss or theft, or other material adverse consequences. No security solution, strategy,

or measures can address all possible security threats or block all methods of penetrating a network or otherwise perpetrating a security breach because such threats and techniques change frequently, are often sophisticated in nature, and may not be detected until after a security breach has occurred.

The risk of unauthorized circumvention of our security measures or those of our third parties has been heightened by advances in computer and software capabilities and the increasing sophistication of hackers, threat actors, personnel (such as through theft or misuse), sophisticated nation-states, and nation-state-supported actors who now engage and are expected to engage in cyber-attacks. During times of war and other major conflicts, we and the third parties upon which we rely may be vulnerable to a heightened risk of these attacks, including cyber-attacks that could materially disrupt our systems and operations, supply chain, and ability to produce, sell and distribute our goods and services. We and our third parties may be subject to a variety of evolving threats, including without limitation, the theft or misuse of personal and financial information, counterfeiting, “phishing” or social engineering attacks, ransomware, extortion, publicly announcing security breaches, account takeover attacks, denial or degradation of service attacks (such as credential stuffing), malicious code (such as viruses and worms), supply-chain attacks, software bugs, server malfunctions, software or hardware failures, loss of data or other information technology assets, adware, telecommunications failures, malware (including as a result of advanced persistent threat intrusion), fraudulent payment and identity theft, earthquakes, fires, floods, and other similar threats. Because the techniques used by hackers change frequently, we may be unable to anticipate these techniques or implement adequate preventive measures. Our applications, systems, networks, software and physical facilities could have material vulnerabilities, be breached or personal or confidential information could be otherwise compromised due to employee error or malfeasance. Third parties may also exploit vulnerabilities in, or obtain unauthorized access to, platforms, software, applications, systems, networks, sensitive information, and/or physical facilities utilized by our vendors. Improper access to our systems or databases could result in the theft, publication, deletion or modification of personal information, confidential or proprietary information, financial information and other information.

Ransomware attacks, including those perpetrated by organized criminal threat actors, nation-states, and nation-state-supported actors, are becoming increasingly prevalent and severe and can lead to significant interruptions in our operations, loss of information and income, reputational harm, and diversion of funds. Extortion payments may alleviate the negative impact of a ransomware attack, but we may be unwilling or unable to make such payments due to, for example, applicable laws or regulations prohibiting such payments. Similarly, supply-chain attacks have increased in frequency and severity, and we cannot guarantee that third parties and infrastructure in our supply chain or our third parties’ supply chains have not been compromised or that they do not contain exploitable defects or bugs that could result in a breach of or disruption to our information technology systems (including our products and services) or the third party information technology systems that support us and our services.

Any of the previously identified or similar threats could cause a security breach or other interruption. Any material disruption of our networks, systems or data processing activities, or those of our third parties, could disrupt our ability to provide our products and services, and to undertake, and cause a material adverse impact to, our Business Functions and our business, reputation and financial condition. If we (or a third party upon whom we rely) experience a security incident or are perceived to have experienced a security incident, or otherwise suffers damage, security breaches, vulnerabilities, disruption or shutdown, and we do not effectively resolve the issues in a timely manner, we may experience adverse consequences, to our Business Functions and our business, such as government enforcement actions (for example, investigations, fines, penalties, audits, and inspections); additional reporting requirements and/or oversight; restrictions on processing sensitive information (including personal data); litigation (including class claims); indemnification obligations; negative publicity; reputational harm; monetary fund diversions; interruptions in our operations (including availability of data); financial loss; and other similar harms. Security incidents and attendant consequences may cause customers to stop using our products, deter new customers from using our products, and negatively impact our ability to grow and operate our business. For example, a security breach or other interruption could result in unauthorized, unlawful, or accidental acquisition, modification, destruction, loss, alteration, encryption, disclosure of, or access to information. Our DTC and ecommerce operations are critical to our business and our financial performance. Our website serves as an effective extension of our marketing strategies by exposing potential new consumers to our brand, product offerings and enhanced content. Due to the importance of our website and DTC operations, any material disruption of our networks, systems or data processing activities related to our websites and DTC operations could reduce DTC sales and financial performance, damage our brand’s reputation and materially adversely impact our business. In addition to experiencing a security incident, third parties may gather, collect, or infer sensitive information about us from public sources, data brokers, or other means that reveals competitively sensitive details about our organization and could be used to undermine our competitive advantage or market position.

We have not always been able in the past and may be unable in the future to detect, anticipate, measure or prevent threats or techniques used to detect or exploit vulnerabilities in our (or our third parties’) information technology, services, Processing, communications systems, or software. In addition, security researchers and other individuals have in the past and will continue in the future to actively search for and exploit actual and potential vulnerabilities in our (or our third parties’) information technology, services, communications or software. We take steps to detect and remediate vulnerabilities, but we may not be able to detect and remediate all vulnerabilities because the threats and techniques used to exploit the vulnerability change frequently and are often sophisticated in nature. Therefore, such vulnerabilities could be exploited but may not be detected until after a

security incident has occurred. These vulnerabilities pose material risks to our business. Further, we may experience delays in developing and deploying patches and other remedial measures to adequately address vulnerabilities, and taking such remedial steps could adversely impact or disrupt our operations. We expect similar issues to arise in the future as our products and services are more widely adopted, and as we continue to expand the features and functionality of existing products and services and introduce new products and services. Despite our efforts to identify and remediate vulnerabilities, if any, in our information technology systems (including our products), our efforts may not be successful. The costs to respond to a security breach and/or to mitigate any security vulnerabilities that may be identified could be significant, our efforts to address these problems may not be successful, and these problems could result in unexpected interruptions, delays, cessation of service, negative publicity, and other harm to our business and our competitive position. We could be required to fundamentally change our business activities and practices in response to a security breach or related regulatory actions or litigation, which could have an adverse effect on our business.

We may have contractual and other legal obligations to notify relevant stakeholders of any security breaches. Most jurisdictions have enacted laws requiring companies to notify individuals, regulatory authorities, and others of security breaches involving certain types of data. In addition, our agreements with certain consumers and partners may require us to notify them in the event of a security breach. Such mandatory disclosures are costly, and the disclosures or the failure to comply with such requirements could lead to adverse consequences. If we (or our third parties) experience a security breach or are perceived to have experienced a security breach, we may experience adverse consequences. These consequences may include: government enforcement actions (for example, investigations, fines, penalties, audits, and inspections); additional reporting requirements and/or oversight; restrictions on processing information (including personal information); litigation (including class claims); indemnification obligations; negative publicity; reputational harm; monetary fund diversions; interruptions in our operations (including availability of information); financial loss; and other similar harms. Security breaches and attendant consequences may cause customers to stop using our products or services, deter new customers from using our products or services, and negatively impact our ability to grow and operate our business.

There can be no assurance that any limitations of liability in our contracts would be enforceable or adequate or would otherwise protect us from liabilities, damages, or claims related to our data privacy and security obligations. We may not have adequate or sufficient insurance coverage to protect us from or to mitigate liabilities arising out of our privacy and security practices. In addition, we cannot be sure that such coverage will continue to be available on acceptable terms or at all, or that such coverage will pay any future claims or loss.

Risks Related to Conducting Business Internationally

If we cannot successfully manage the unique challenges presented by international markets or successfully execute changes in our international strategy, we may not be successful in managing our operations outside the United States.

Our strategy may include the expansion of our operations to international markets. We currently sell products through retailers in Canada, Asia, the United Kingdom and certain countries in the European Union and we may consider distributing or shipping to additional geographies. Although some of our executive officers have experience in international business from prior positions, we have little experience with operations outside the United States. Our ability to operate internationally is affected by many of the same operational risks we face in expanding our U.S. operations. In addition, our international expansion may be adversely affected by our ability to identify and gain access to local suppliers, obtain and protect relevant trademarks, domain names, and other intellectual property, as well as by local laws and customs, legal and regulatory constraints, political and economic conditions and currency regulations of the countries or regions in which we may intend to operate in the future. Risks inherent in expanding our operations internationally also include, among others, the costs and difficulties of managing international operations, adverse tax consequences, domestic and international tariffs and other barriers to trade.

In addition, competition is likely to intensify in the international markets where we plan to expand our operations. Standards for “clean”, “natural” or “organic” product labeling or designations may vary across different markets, which may require us to market our products differently or change the formulations of our products to meet local standards. Local companies based in markets outside the United States may have a substantial competitive advantage because of their greater understanding of, and focus on, those local markets. Some of our competitors may also be able to develop and grow in international markets more quickly than we will.

Our business activities may be subject to the U.S. Foreign Corrupt Practices Act and similar anti-bribery and anti-corruption laws of other countries in which we operate, as well as U.S. and certain foreign export controls, trade sanctions, and import laws and regulations. Compliance with these legal requirements could limit our ability to compete in foreign markets and subject us to liability if we violate them.

We derive a significant portion of our products from third-party manufacturing and supply partners in foreign countries and territories, including countries and territories perceived to carry an increased risk of corrupt business practices. The U.S. Foreign Corrupt Practices Act, or the FCPA, prohibits U.S. corporations and their employees and representatives from, directly or indirectly, offering, promising, making, giving, or authorizing others to give anything of value to any foreign government official, political party or official thereof, or political candidate to influence official action or otherwise in an attempt to obtain or retain business. In addition, the FCPA also requires that we make and keep accurate books and records that accurately and fairly reflect the transactions of the corporation and to devise and maintain an adequate system of internal accounting controls and compliance procedures designed to prevent violations of anti-corruption laws. We may be held liable for the corrupt or other illegal activities of our employees and representatives, even if we do not explicitly authorize such activities. We cannot assure you that all of our employees and representatives will not take actions in violation of anti-corruption laws for which we may be ultimately held responsible. As we increase our international business, our risks under anti-corruption laws may increase.

In addition, our products may be subject to U.S. and foreign export controls, trade sanctions, and import laws and regulations. Governmental regulation of the import or export of our products, or our failure to obtain any required import or export authorization for our products, when applicable, could harm our international sales and adversely affect our revenue. Compliance with applicable regulatory requirements regarding the export of our products may create delays in the introduction of our products in international markets or, in some cases, prevent the export of our products to some countries altogether. Furthermore, U.S. export control laws and economic sanctions prohibit the shipment of certain products and services to countries, governments, and persons targeted by U.S. sanctions.

If we or our employees or representatives are determined to have violated the FCPA, U.S. export control laws and economic sanctions, or any of the anti-corruption, anti-bribery, export control, and sanctions laws in the countries and territories where we and our representatives do business, we could suffer severe fines and penalties, profit disgorgement, injunctions on future conduct, securities litigation, bans on transacting certain business, and other consequences that may have an adverse effect on our business, financial condition, results of operations and prospects. In addition, the costs we may incur in defending against any investigations stemming from our or our employees' or representatives' improper actions could be significant. Moreover, any actual or alleged corruption or sanctions concerns in our supply chain could carry significant reputational harm, including negative publicity, loss of goodwill, and decline in share price.

International trade disputes and the U.S. government's trade policy could adversely affect our business.

International trade disputes could result in tariffs and other protectionist measures that could adversely affect our business. Tariffs could increase the cost of our products and the components and raw materials that go into making them. These increased costs could adversely impact the gross margin that we earn on our products. Countries may also adopt other protectionist measures that could limit our ability to offer our products.

The U.S. government has indicated its intent to adopt a new approach to trade policy and in some cases to renegotiate, or potentially terminate, certain existing bilateral or multi-lateral trade agreements. It has also initiated tariffs on certain foreign goods and has raised the possibility of imposing significant, additional tariff increases or expanding the tariffs to capture other types of goods. Although the tariffs that have been initiated to date have not had a material impact on our operating results, to the extent that significant additional tariffs are imposed, depending on the extent of such tariffs, they could have a material impact on our operating results.

We cannot predict the extent to which the United States or other countries will impose quotas, duties, tariffs, taxes or other similar restrictions upon the import or export of our products in the future, nor can we predict future trade policy or the terms of any renegotiated trade agreements and their impact on our business. The adoption and expansion of trade restrictions, the occurrence of a trade war, or other governmental action related to tariffs or trade agreements or policies has the potential to adversely impact demand for our products, our costs, our consumers, our suppliers, and the U.S. economy, which in turn could have an adverse effect on our business, financial condition, results of operations and prospects.

Fluctuations in currency exchange rates may negatively affect our financial condition and results of operations.

Exchange rate fluctuations may affect the costs that we incur in our operations. The main currencies to which we are exposed are the Canadian Dollar, the Euro and the British Pound. The exchange rates between these currencies and the U.S. dollar in recent years have fluctuated significantly and may continue to do so in the future. A depreciation of these currencies against the U.S. dollar will decrease the U.S. dollar equivalent of the amounts derived from foreign operations reported in our consolidated financial statements, and an appreciation of these currencies will result in a corresponding increase in such amounts. The cost of certain items, such as materials, manufacturing, employee salaries and transportation and freight, required by our operations may be affected by changes in the value of the relevant currencies. To the extent that we are required to pay for goods or services in foreign currencies, the appreciation of such currencies against the U.S. dollar will tend to negatively affect our business. There can

be no assurance that foreign currency fluctuations will not have an adverse effect on our business, financial condition, results of operations and prospects.

We are subject to international business uncertainties.

In 2022, international sales represented 2% of total revenue. Our business relies on third-party suppliers and manufacturers located in China, Mexico, and certain other foreign countries. We intend to continue to sell to consumers outside the United States and maintain our relationships in foreign countries where we have suppliers and manufacturers. Further, we may establish additional relationships in other countries in the future. The substantial up-front investment required, the lack of consumer awareness of our products in jurisdictions outside of the United States, differences in consumer preferences and trends between the United States and other jurisdictions, the risk of inadequate intellectual property protections and differences in packaging, labeling and related laws, rules and regulations are all substantial matters that need to be evaluated prior to doing business in new territories. We cannot be assured that our international efforts will be successful. International sales and increased international operations may be subject to risks such as:

- difficulties in staffing and managing foreign operations and geographically dispersed operations;
- burdens of complying with a wide variety of laws and regulations, including more stringent regulations relating to data privacy and security, particularly in the European Union;
- adverse tax effects and foreign exchange controls making it difficult to repatriate earnings and cash;
- political and economic instability;
- terrorist activities and natural disasters;
- trade restrictions;
- differing employment practices and laws and labor disruptions;
- the imposition of government controls;
- an inability to use or to obtain adequate intellectual property protection for our brand and key products;
- difficulties in enforcing contracts and legal decisions;
- tariffs and customs duties and the classifications of our goods by applicable governmental bodies;
- a legal system subject to undue influence or corruption;
- a business culture in which illegal sales practices may be prevalent;
- logistics and sourcing; and
- military conflicts.

The occurrence of any of these risks could have an adverse effect on our international business and consequently our overall business, financial condition, results of operations and prospects.

In addition, following Russia's military invasion of Ukraine in February 2022, NATO deployed additional military forces to Eastern Europe, and the United States, European Union, and other nations announced various sanctions against Russia and Belarus. The invasion of Ukraine and the retaliatory measures that have been taken, and could be taken in future, by the U.S., NATO, and other countries have created global security concerns that could result in a regional conflict and otherwise have a lasting impact on regional and global economies and supply chains, any or all of which could adversely affect our business, financial condition, results of operations and prospects. For example, although we don't rely directly on Russia for oil consumption, the suppliers we do source oil from could pass on price increases to us, as a result of the overall increase in oil prices.

Risks Related to Ownership of Our Common Stock

Our stock price has been volatile, and the value of our common stock has declined.

The market price of our common stock has been highly volatile and has fluctuated and declined substantially since our IPO and may continue to fluctuate or decline as a result of a variety of factors, some of which are beyond our control, including:

- actual or anticipated fluctuations in our financial condition or results of operations;
- variance in our financial performance from expectations of securities analysts;
- changes in our projected operating and financial results;
- announcements by us or our competitors of significant business developments, acquisitions or new offerings;
- announcements or concerns regarding real or perceived quality or health issues with our products or similar products of our competitors;
- adoption of new regulations applicable to the Diapers and Wipes, Skin and Personal Care and Household and Wellness industries or the expectations concerning future regulatory developments;

- our involvement in litigation;
- future sales of our common stock by us or our stockholders;
- changes in senior management or key personnel;
- the trading volume of our common stock; and
- changes in the anticipated future size and growth rate of our market.

Broad market and industry fluctuations, as well as general economic, political, regulatory and market conditions, may also negatively impact the market price of our common stock, particularly in light of uncertainties surrounding the continuing effects of the COVID-19 pandemic, the challenging macroeconomic environment and the related impacts.

Anti-takeover provisions in our charter documents and under Delaware law could make an acquisition of our Company more difficult, limit attempts by our stockholders to replace or remove our current management and limit the market price of our common stock.

Provisions in our amended and restated certificate of incorporation and amended and restated bylaws may have the effect of delaying or preventing a change of control or changes in our management. Our amended and restated certificate of incorporation and amended and restated bylaws include provisions that:

- authorize our board of directors to issue, without further action by the stockholders, shares of undesignated preferred stock with terms, rights and preferences determined by our board of directors that may be senior to our common stock;
- require that any action to be taken by our stockholders be effected at a duly called annual or special meeting and not by written consent;
- specify that special meetings of our stockholders can be called only by our board of directors, the chairperson of our board of directors, or our chief executive officer;
- establish an advance notice procedure for stockholder proposals to be brought before an annual meeting, including proposed nominations of persons for election to our board of directors;
- establish that our board of directors is divided into three classes, with each class serving three-year staggered terms;
- prohibit cumulative voting in the election of directors;
- provide that our directors may be removed for cause only upon the vote of at least 66 ⅔% of our outstanding shares of voting stock;
- provide that vacancies on our board of directors may be filled only by a majority of directors then in office, even though less than a quorum; and
- require the approval of our board of directors or the holders of at least 66 ⅔% of our outstanding shares of voting stock to amend our bylaws and certain provisions of our certificate of incorporation.

These provisions may frustrate or prevent any attempts by our stockholders to replace or remove our current management by making it more difficult for stockholders to replace members of our board of directors, which is responsible for appointing the members of our management. In addition, because we are incorporated in Delaware, we are governed by the provisions of Section 203 of the Delaware General Corporation Law, which generally, subject to certain exceptions, prohibits a Delaware corporation from engaging in any of a broad range of business combinations with any “interested” stockholder for a period of three years following the date on which the stockholder became an “interested” stockholder.

Any of the foregoing provisions could limit the price that investors might be willing to pay in the future for shares of our common stock, and they could deter potential acquirers of our company, thereby reducing the likelihood that you would receive a premium for your shares of our common stock in an acquisition.

Our amended and restated certificate of incorporation provides that the Court of Chancery of the State of Delaware and the federal district courts of the United States will be the exclusive forums for substantially all disputes between us and our stockholders, which could limit our stockholders’ ability to obtain a favorable judicial forum for disputes with us or our directors, officers, or employees.

Our amended and restated certificate of incorporation provides that the Court of Chancery of the State of Delaware is the exclusive forum for the following types of actions or proceedings under Delaware statutory or common law:

- any derivative action or proceeding brought on our behalf;
- any action asserting a claim of breach of fiduciary duty;
- any action asserting a claim against us arising under the Delaware General Corporation Law, or DGCL, our amended and restated certificate of incorporation or our amended and restated bylaws; and
- any action asserting a claim against us that is governed by the internal-affairs doctrine or otherwise related to our internal affairs.

This provision would not apply to suits brought to enforce a duty or liability created by the Exchange Act. Furthermore, Section 22 of the Securities Act creates concurrent jurisdiction for federal and state courts over all such Securities Act actions. Accordingly, both state and federal courts have jurisdiction to entertain such claims. To prevent having to litigate claims in multiple jurisdictions and the threat of inconsistent or contrary rulings by different courts, among other considerations, our amended and restated certificate of incorporation further provides that the federal district courts of the United States will be the exclusive forum for resolving any complaint asserting a cause of action arising under the Securities Act, including all causes of action asserted against any defendant named in such complaint. For the avoidance of doubt, this provision is intended to benefit and may be enforced by us, our officers and directors, the underwriters for any offering giving rise to such complaint, and any other professional entity whose profession gives authority to a statement made by that person or entity and who has prepared or certified any part of the documents underlying the offering. While the Delaware courts have determined that such choice of forum provisions are facially valid, and several state trial courts have enforced such provisions and required that suits asserting Securities Act claims be filed in federal court, there is no guarantee that courts of appeal will affirm the enforceability of such provisions and a stockholder may nevertheless seek to bring a claim in a venue other than those designated in the exclusive forum provisions. In such instance, we would expect to vigorously assert the validity and enforceability of the exclusive forum provisions of our amended and restated certificate of incorporation. This may require significant additional costs associated with resolving such action in other jurisdictions and there can be no assurance that the provisions will be enforced by a court in those other jurisdictions.

These exclusive-forum provisions may limit a stockholder's ability to bring a claim in a judicial forum that it finds favorable for disputes with us or our directors, officers or other employees, which may discourage lawsuits against us and our directors, officers and other employees. If a court were to find either exclusive-forum provision in our amended and restated certificate of incorporation to be inapplicable or unenforceable in an action, we may incur further significant additional costs associated with litigating Securities Act claims in state court, or both state and federal court, of which could seriously harm our business, financial condition, results of operations and prospects.

Other than the 2021 Dividend paid on June 29, 2021, we do not intend to pay dividends for the foreseeable future and, as a result, your ability to achieve a return on your investment will depend on appreciation in the price of our common stock.

In April 2021, our board of directors declared a cash dividend of \$35.0 million to the holders of record of our common stock and our redeemable convertible preferred stock as of May 3, 2021 that was contingent upon the closing of the IPO and was paid on June 29, 2021, or the 2021 Dividend. Other than the 2021 Dividend, we have never declared or paid cash dividends on our capital stock and we do not intend to pay any cash dividends in the foreseeable future. Any determination to pay dividends in the future will be at the discretion of our board of directors. Accordingly, you may need to rely on sales of our common stock after price appreciation, which may never occur, as the only way to realize any future gains on your investment. In addition, the 2023 Credit Facility contains restrictions on our ability to pay dividends.

An active public trading market may not be sustained.

An active public trading market for our common stock may not be sustained. The market value of our common stock has decreased substantially from the initial public offering price. As a result of these and other factors, you may be unable to resell your shares of our common stock at or above the price you paid. The lack of an active market may impair your ability to sell your shares at the time you wish to sell them or at a price that you consider reasonable. The lack of an active market may also reduce the fair value of your shares. An inactive market may also impair our ability to raise capital to continue to fund operations by selling shares and may impair our ability to acquire other companies by using our shares as consideration.

Principal stockholders have substantial control over us and will be able to influence corporate matters.

Based on the number of shares outstanding as of December 31, 2022, our directors, executive officers and stockholders holding more than 5% of our outstanding capital stock, together with their respective affiliates, beneficially owned, in the aggregate, approximately 35.0% of our outstanding capital stock. As a result, these stockholders will be able to exercise significant influence over all matters requiring stockholder approval, including the election of directors and approval of significant corporate transactions, such as a merger or other sale of our company or its assets. For example, these stockholders may be able to control elections of directors, amendments of our organizational documents or approval of any merger, sale of assets or other major corporate transaction. This may prevent or discourage unsolicited acquisition proposals or offers for our common stock that you may feel are in your best interest as one of our stockholders. The interests of this group of stockholders may not always coincide with your interests or the interests of other stockholders and they may act in a manner that advances their best interests and not necessarily those of other stockholders, including seeking a premium value for their common stock, and might affect the prevailing market price for our common stock.

Future sales of our common stock in the public market could cause the market price of our common stock to decline.

Sales of a substantial number of shares of our common stock in the public market, or the perception that these sales might occur, could depress the market price of our common stock and could impair our ability to raise capital through the sale of additional equity securities. Many of our existing equity holders have substantial unrecognized gains on the value of the equity they hold, and therefore they may take steps to sell their shares or otherwise secure the unrecognized gains on those shares. We are unable to predict the timing of or the effect that such sales may have on the prevailing market price of our common stock.

Our issuance of additional capital stock in connection with financings, acquisitions, investments, our equity incentive plans or otherwise will dilute all other stockholders.

We expect to issue additional capital stock in the future that will result in dilution to all other stockholders. We grant equity awards to employees, directors and consultants under our equity incentive plans. The market value of our common stock has decreased substantially since it began trading in May 2021, and because the number of shares subject to such awards is typically based on dollar values, the number of shares increases as our stock price decreases. We may also raise capital through equity financings in the future. As part of our business strategy, we may acquire or make investments in companies and issue equity securities to pay for any such acquisition or investment. Any such issuances of additional capital stock may cause stockholders to experience significant dilution of their ownership interests and the per share value of our common stock to decline.

If securities or industry analysts do not publish research or publish unfavorable or inaccurate research about our business, the market price and trading volume of our common stock could decline.

The market price and trading volume of our common stock will be heavily influenced by the way analysts interpret our financial information and other disclosures. We do not have control over these analysts. If few securities analysts commence coverage of us, or if industry analysts cease coverage of us, our stock price could be negatively affected. If securities or industry analysts do not publish research or reports about our business, downgrade our common stock, or publish negative reports about our business, our stock price would likely decline. If one or more of these analysts cease coverage of us or fail to publish reports on us regularly, demand for our common stock could decrease, which might cause our stock price to decline and could decrease the trading volume of our common stock.

We are an “emerging growth company,” and we cannot be certain if the reduced reporting and disclosure requirements applicable to emerging growth companies will make our common stock less attractive to investors.

We are an “emerging growth company,” as defined in the JOBS Act. For as long as we continue to be an emerging growth company, we intend to take advantage of exemptions from various reporting requirements that are applicable to other public companies that are not emerging growth companies, including:

- not being required to comply with the auditor attestation requirements of Section 404 of the Sarbanes-Oxley Act of 2002, or the Sarbanes-Oxley Act;
- not being required to comply with any requirement that may be adopted by the Public Company Accounting Oversight Board regarding mandatory audit firm rotation or a supplement to the auditor’s report providing additional information about the audit and the financial statements;
- reduced disclosure obligations regarding executive compensation in our periodic reports and proxy statements; and
- exemptions from the requirements of holding nonbinding advisory stockholder votes on executive compensation and stockholder approval of any golden parachute payments not previously approved.

Under the JOBS Act, emerging growth companies can also delay adopting new or revised accounting standards until such time as those standards apply to private companies. We intend to take advantage of the extended transition period for adopting new or revised accounting standards under the JOBS Act as an emerging growth company. As a result, our consolidated financial statements may not be comparable to the financial statements of issuers who are required to comply with the effective dates for new or revised accounting standards that are applicable to public companies, which may make our common stock less attractive to investors. In addition, if we cease to be an emerging growth company, we will no longer be able to use the extended transition period for complying with new or revised accounting standards.

We will remain an emerging growth company until the earliest of: (1) December 31, 2026; (2) the last day of the first fiscal year in which our annual gross revenue is \$1.235 billion or more; (3) the date on which we have, during the previous rolling three-year period, issued more than \$1.0 billion in non-convertible debt securities; and (4) the last day of the fiscal year in which the market value of our common stock held by non-affiliates exceeded \$700 million as of June 30 of such fiscal year.

We cannot predict if investors will find our common stock less attractive if we choose to rely on these exemptions. For example, if we do not adopt a new or revised accounting standard, our future results of operations may not be as comparable to the results of operations of certain other companies in our industry that adopted such standards. If some investors find our common stock less attractive as a result, there may be a less active trading market for our common stock, and our stock price may be more volatile.

We face increased costs as a result of operating as a public company, and our management is required to devote substantial time to compliance with our public company responsibilities and corporate governance practices.

As a public company, we incur significant finance, legal, accounting and other expenses, including director and officer liability insurance, that we did not incur as a private company, which we expect to further increase after we are no longer an “emerging growth company.” The Sarbanes-Oxley Act, the Dodd-Frank Wall Street Reform and Consumer Protection Act, the listing requirements of The Nasdaq Stock Market LLC, and other applicable securities rules and regulations impose various requirements on public companies. Our management and other personnel devote a substantial amount of time to compliance with these requirements and we may not be able to close our books on time, meet filing deadlines, or meet other public company requirements.

Moreover, these rules and regulations have increased our legal and financial compliance costs and made some activities more time-consuming and costly. We cannot predict or estimate the amount of additional costs we will incur as a public company or the specific timing of such costs.

Pursuant to Section 404 of the Sarbanes-Oxley Act, or Section 404, for the first time since becoming a public company, we are required to furnish a report by management on, among other things, the effectiveness of our internal control over financial reporting for the fiscal year ended December 31, 2022. This assessment must include disclosure of any material weaknesses identified by our management in our internal control over financial reporting. In addition, our independent registered public accounting firm will be required to attest to the effectiveness of our internal control over financial reporting in our first annual report required to be filed with the Securities and Exchange Commission, or SEC, following the date we are no longer an emerging growth company. If we are unable to in any such annual report assert that our internal control over financial reporting is effective, investors may lose confidence in the accuracy and completeness of our financial reports, we may face restricted access to the capital markets or other sources of funds and our stock price may be adversely affected. To prepare for compliance with Section 404, we have engaged in and will continue to engage in a costly and challenging process of compiling the system and processing documentation necessary to perform the evaluation needed to comply with Section 404. Our compliance with Section 404 requires that we incur substantial expenses and expend significant management efforts. We currently do not have an internal audit group, and we have hired and may need to hire additional accounting and financial staff with appropriate public company experience and technical accounting knowledge and compile the system and process documentation necessary to perform the evaluation needed to comply with Section 404.

We cannot assure you that there will not be material weaknesses in our internal control over financial reporting in the future. Failure to maintain internal control over financial reporting, including historical or future control deficiencies, could severely inhibit our ability to accurately report our financial condition or results of operations. If we are unable to conclude that our internal control over financial reporting is effective, or if our independent registered public accounting firm determines we have a material weakness in our internal control over financial reporting, we could lose investor confidence in the accuracy and completeness of our financial reports, the market price of our common stock could decline, and we could be subject to sanctions or investigations by the SEC or other regulatory authorities. Failure to remedy any material weakness in our internal control over financial reporting, or to implement or maintain other effective control systems required of public companies, could also restrict our future access to the capital markets.

Item 1B. Unresolved Staff Comments

None.

Item 2. Properties

We lease our corporate headquarters located at 12130 Millennium Drive #500, Los Angeles, California, in a LEED certified building where we occupy approximately 46,518 square feet of office space pursuant to a lease that expires in February 2027. This lease provides us with an option to extend it for up to two consecutive periods of five years each. We also lease a warehouse and distribution facility located in Las Vegas, Nevada where we occupy approximately 570,810 square feet pursuant to a lease that expires in December 2027, with an option to extend this lease for up to two consecutive periods of five years each. From time to time we also utilize outside storage on a short term basis. Our Las Vegas, Nevada facility is operated by our distribution partner GEODIS. GEODIS also operates two other warehouse and distribution facilities on our behalf located in Breinigsville, Pennsylvania and the Netherlands and a short-term inventory storage location in Fontana, California. In total, we have over one million square feet of facility space that we leverage to fulfill DTC and retail orders. We believe that our current facilities are suitable and adequate to meet our current needs.

Item 3. Legal Proceedings.

We are subject to various legal proceedings and claims that arise in the ordinary course of our business. Although the outcome of these and other claims cannot be predicted with certainty, we do not believe the ultimate resolution of the current matters will have a material adverse effect on our business, financial condition, results of operations or cash flows. See Note 11, "*Commitments and Contingencies*," to the financial statements contained in this report for a discussion of legal proceedings that are incorporated by reference into this Item 3.

Item 4. Mine Safety Disclosures.

Not applicable.

PART II

Item 5. Market for Registrant's Common Equity, Related Stockholder Matters and Issuer Purchases of Equity Securities

Market Information

Our common stock began trading on Nasdaq Global Select Market on May 5, 2021, under the symbol “HNST.” Prior to that time, there was no public market for our common stock.

Holders of Record

As of March 14, 2023, we had approximately 115 holders of record of our common stock. Certain shares are held in “street” name and accordingly, the number of beneficial owners of such shares is not known or included in the foregoing number. This number of holders of record also does not include stockholders whose shares may be held in trust by other entities.

Dividends

In April 2021, our board of directors declared a cash dividend of \$35.0 million to the holders of record of our common stock and our redeemable convertible preferred stock as of May 3, 2021, which we paid on June 29, 2021 (the “2021 Dividend”). Other than the 2021 Dividend, we have not declared or paid cash dividends on our capital stock, and we do not anticipate declaring or paying any cash dividends other than the 2021 Dividend in the foreseeable future. Any future determination regarding the declaration and payment of dividends, if any, will be at the discretion of our board of directors and will depend on then-existing conditions, including our financial condition, operating results, contractual restrictions (including any restrictions in our then-existing debt arrangements), capital requirements, business prospects and other factors our board of directors may deem relevant. The 2023 Credit Facility contains restrictions on our ability to pay dividends.

Comparative Stock Performance Graph

Under SEC rules and regulations, as a smaller reporting company, we are not required to provide the information required by this item.

Recent Sales of Unregistered Equity Securities

None.

Use of Proceeds

None.

Issuer Purchases of Equity Securities

None.

Item 6. [Reserved]

Item 7. Management’s Discussion and Analysis of Financial Condition and Results of Operations.

You should read the following discussion and analysis of our financial condition and results of operations together with our consolidated financial statements and related notes included elsewhere in this Annual Report on Form 10-K. This discussion, particularly information with respect to our future results of operations or financial condition, business strategy and plans, and objectives of management for future operations, includes forward-looking statements that involve risks and uncertainties as described under the heading “Special Note Regarding Forward-Looking Statements” in this Annual Report on Form 10-K. You should review the disclosure under the heading “Risk Factors” in this Annual Report on Form 10-K for a discussion of important factors that could cause our actual results to differ materially from those anticipated in these forward-looking statements. Unless the context otherwise requires, all references in this Annual Report on Form 10-K to “we,” “us,” “our,” “our company,” “the Company” and “Honest” refer to The Honest Company, Inc. and its consolidated subsidiaries.

A discussion regarding our financial condition and results of operations for the year ended December 31, 2022 compared to the year ended December 31, 2021 is presented below. A discussion regarding our financial condition and results of operations for the year ended December 31, 2021 compared to the year ended December 31, 2020 can be found in Item 7. “Management’s Discussion and Analysis of Financial Condition and Results of Operations” in our Annual Report on Form 10-K for the year ended December 31, 2021 filed with the Securities and Exchange Commission (“SEC”) on March 28, 2022.

Overview

The Honest Company, Inc. (“Honest” and, together with its consolidated subsidiaries, the “Company,” “we,” “us” and “our”) is a digitally-native consumer products company born in the Gen Z era to make purpose-driven consumer products designed for all people. Our commitment to our core values, continual innovation and engaging our community has differentiated and elevated our brand and our products. Since our launch in 2012, we have been dedicated to developing clean, sustainable, effective and thoughtfully-designed products. By doing so with transparency, we have cultivated deep trust around what matters most to our consumers: their health, their families and their homes. We are an omnichannel brand, ensuring our products are available wherever our consumers shop. Our differentiated platform positions us for continued growth through our trusted brand, award-winning multi-category product offerings, deep digital-first connection with consumers and omnichannel accessibility.

Our integrated multi-category product architecture is intentionally designed to serve our consumers every day, at every age and through every life stage, no matter where they are on their journey. Our three product categories are Diapers and Wipes, Skin and Personal Care, and Household and Wellness, which represented 64%, 28%, and 8%, respectively, of our revenue for the year ended December 31, 2022, compared to 63%, 32%, and 5%, respectively, of our revenue for the year ended December 31, 2021. At the center of our product ecosystem are our diapers, which are a strategic consumer acquisition tool that acts as an entry point for our portfolio, as new parents often go on to purchase products from our other categories for their everyday family needs. Our integrated multi-category product architecture is designed to drive loyalty, increase our consumer wallet share and generate attractive consumer lifetime value.

We believe that our consumers are modern, aspirational, conscious and style-forward and that they seek out high quality, effective and thoughtfully-designed products. We believe that they are passionate about living a conscious life and are enthusiastic ambassadors for brands they trust. As purpose-driven consumers, they transcend any one demographic, spanning gender, age, geography, ethnicity and household income. Honest consumers are often young, mobile-centric and digitally-inclined. We build relationships with these consumers through a disruptive digital marketing strategy that engages them with “snackable” digital content (short-form, easily digestible content), immerses them in our brand values, and inspires them to join the Honest community. Our direct connection with our community enables us to understand what consumers’ needs are and inspires our product innovation pipeline, generating a significant competitive advantage over more traditional consumer packaged goods, or CPG, peers.

Our omnichannel approach seeks to meet consumers wherever they want to shop, balancing deep consumer connection with broad convenience and accessibility. Since our launch, we have built a well-integrated omnichannel presence by expanding our product availability across both Digital and Retail channels, including the launch of strategic partnerships with Target, Amazon and Walmart in 2014, 2017 and 2022, respectively. For the year ended December 31, 2022, we generated 45% and 55% of our revenue from our Digital and Retail channels, respectively, compared to 49% and 51%, respectively, for the year ended December 31, 2021. We maintain direct relationships with our consumers via our flagship digital platform, Honest.com, which allows us to influence brand experience and better understand consumer preferences and behavior. We increase accessibility of our products to more consumers through both the third-party pureplay ecommerce sites that, with Honest.com, comprise our Digital channel, and our Retail channel, which includes leading retailers and their websites. As of December 31, 2022, our products can be found in approximately 50,000 retail locations across the United States, Canada and Europe. Our integrated omnichannel presence provides meaningful benefits to our consumers which we believe is not easily replicated by our

competitors. This distinctive business model has allowed us to efficiently scale our business while remaining agnostic as to the channel where consumers purchase our products.

Initial Public Offering

On May 7, 2021, we completed our IPO of 25,807,000 shares of our common stock at a stock price of \$16.00 per share, resulting in aggregate net proceeds to us of approximately \$91.0 million, after deducting the underwriting discount and commissions of \$6.7 million and offering expenses of \$5.5 million. We sold 6,451,613 shares and certain existing stockholders sold an aggregate of 19,355,387 shares. We granted the underwriters an option for a period of 30 days to purchase up to an additional 3,871,050 shares of common stock from the selling stockholders at \$16.00 per share less the underwriting discounts and commissions. In May 2021, the underwriters fully exercised the option to purchase these additional shares from the selling stockholders. We did not receive any proceeds from the sale of shares of our common stock by the selling stockholders.

Key Factors Affecting Our Performance

We believe that the growth of our business and our future success are dependent on many factors. While each of these factors presents significant opportunities for us, they also pose important challenges that we must successfully address to enable us to sustain the growth of our business and improve our operations while staying true to our mission, including those discussed below and in the section of this Annual Report on Form 10-K titled “Item 1A. Risk Factors.”

Ability to Grow Our Brand Awareness

Our brand is integral to the growth of our business and is essential to our ability to engage and stay connected with the growing clean products consumer. Honest is still unknown to many consumers, with unaided brand awareness of 29% among diaper buyers according to our consumer research conducted in January 2022. In order to increase share of wallet of existing conscious consumers and to attract new consumers, our brand has to maintain its trustworthiness and authenticity. Our ability to attract new consumers will depend, among other things, on our ability to successfully produce products that are free of defects and communicate the value of those products as clean, sustainable and effective, the efficacy of our marketing efforts and the offerings of our competitors. Beyond preserving the integrity of our brand, our performance will depend on our ability to augment our reach and increase the number of consumers aware of Honest and our product portfolio. Given higher costs of digital marketing and increased retail distribution, we have and expect to continue to shift the focus of our marketing spend towards supporting retail marketing programs and to make changes in our domestic and global marketing initiatives to increase brand awareness. We believe our brand strength will enable us to continue to expand across categories and channels, allowing us to deepen relationships with consumers and expand our access to global markets. Our performance depends significantly on factors that may affect the level and pattern of consumer spending in the product categories in which we operate.

Continued Innovation

Research, development and innovation are core elements underpinning our growth strategy. Through our in-house research and development laboratories, we are able to access the latest advancements in clean ingredients and continue to innovate in the clean conscious space. Based in Los Angeles, California, our research and development team, including chemists, in-house toxicologists and an eco-toxicologist, develops innovative clean products based on the latest green technology. At Honest, product innovation never stops. The improvement of existing products and the introduction of new products have been, and continue to be, integral to our growth. We have made significant investments in our product development capabilities and plan to continue to do so in the future. We believe our rigorous approach to product innovation has helped redefine and grow the clean and natural product categories in which we operate. Our continued focus on research and development will be central to attracting and retaining consumers in the future. Our ability to successfully develop, market and sell new products will depend on a variety of factors, including our continued investment in innovation, integrated business planning processes and capabilities.

We use connectivity to our community of consumers to provide valuable insights that power innovation across categories. We use innovation to support our growth objectives across our portfolio, as highlighted in the three core pillars of our Innovation Framework: that we bring product innovation that 1) feeds and nurtures our core values, 2) expands within our existing product categories, and 3) grows into new potential product categories adjacent to existing categories that fit with our value proposition to the consumer.

We continue to innovate in each of our product categories in areas such as breakthrough new product formulations, innovative packaging, costovation (defined below) and marketing strategy, with a focus on driving “big bets” across potential product adjacencies where we have: 1) ability to build on our premium positioning, 2) ability to lead and win in a category, and 3) the opportunity to expand into more places within an existing Honest home while positioning ourselves as a premium brand. We are also focused on building a portfolio of products in complementary categories through our Innovation Strategy and the investment in our Digital Strategy. We are building an Honest community with the goal of creating a more holistic clean,

conscious home for consumers and customers alike. We strive for continuous improvement in our existing products' safety, sustainability, efficacy and design profile while achieving better performance often at lower cost, which we refer to as costovation.

Continued Product Category Growth

Our product mix is a driver of our financial performance given our focus on accretive product launches and innovation to increase product margins. Even though our growth strategy aims to boost sales across all product categories, we intend to prioritize growth in Skin and Personal Care given its attractive margin characteristics and leverage our brand equity and consumer insights to extend into new adjacent product categories. Since we launched our Innovation Strategy, we have enhanced our product portfolio by strategically discontinuing certain products and making calculated extensions within our three product categories. These product changes have contributed new revenue and brought higher margin products into our portfolio.

Continued Execution of Omnichannel Strategy

The continued execution of our omnichannel strategy impacts our financial performance. We intend to continue leveraging our marketing strategy to drive increased consumer traffic to our flagship digital platform, Honest.com, as it is a valuable tool for creating direct connections with our consumers, influencing brand experience and understanding consumer preference and behavior. Our partnerships with leading third-party retail platforms and national retailers have broadened our consumer reach, raised our brand awareness and enhanced our margins through operating leverage. We will continue to pursue partnerships with a wide variety of retailers, including online retailers, club retailers, grocery stores, drugstores and specialty retailers. Our ability to execute this strategy will depend on a number of factors, such as competitive dynamics and retailers' satisfaction with the sales and profitability of our products, channel shifts of their customers, and their own supply chain, order timing, and inventory needs, which may fluctuate from period to period.

Operational and Marketing Efficiency

To grow our business, we intend to continue to improve our operational and marketing efficiency, which includes attracting new consumers, increasing community engagement and improving fulfillment and distribution operations. We invest significant resources in marketing and content generation, use a variety of brand and performance marketing channels and work continuously to improve brand exposure at our retail customers to acquire new consumers. It is important to maintain reasonable costs for these marketing efforts relative to the revenue we expect to derive from our consumers. We leverage our proprietary *Honest Omni-Analytics* to generate valuable consumer insights that guide our omnichannel strategy and inform our marketing spend optimization. Our future success depends in part on our ability to effectively attract consumers on a cost-efficient basis and achieve efficiencies in our operations.

Our paid advertising includes search engine marketing, display, paid social media and product placement and traditional advertising, such as direct mail, television, radio and magazine advertising. Paid advertising costs significantly increased industry-wide in 2021 and 2022, which negatively impacted our ability to cost-effectively drive traffic to Honest.com and contributed to the decline in Digital revenue in 2021 and 2022 as a result of our reduced digital media spending in the face of such higher advertising costs. We drive a significant amount of traffic to our website via search engines and, therefore, rely heavily on search engines. These elevated advertising costs have in 2022 impacted and may in the future impact marketing efficiencies, costs and revenue in our Digital channel.

Overall Macro Trends

We have strategically positioned ourselves to benefit from several macro trends related to changes in consumer behavior. We believe consumers' increasing interest in purpose-designed products has contributed to higher demand for our products. At the same time, changes in macro-level consumer spending trends, including as a result of the COVID-19 pandemic or broader macroeconomic conditions, such as inflation, have resulted and could in the future result in fluctuations in our operating results. The COVID-19 pandemic in particular has caused general business disruption worldwide since January 2020. The full extent to which the COVID-19 pandemic and these broader macroeconomic conditions will directly or indirectly impact our cash flow, business, financial condition, results of operations and prospects will depend on future developments that are uncertain.

Business Operations

As a result of the COVID-19 pandemic, our headquarters were temporarily closed but have since reopened in a hybrid capacity. During the pandemic we implemented travel restrictions and social distancing measures, including replacing many in-person meetings with virtual interactions, as well as other precautions for the safety of our employees, many of which we have continued. These actions represented a significant change in how we operate our business, but we believe that we successfully

navigated this transition. We will continue to take actions as may be required or recommended by government or health authorities or as we determine are in the best interests of our employees and business partners in light of the pandemic.

The operations of our retail customers, manufacturers and suppliers have also been impacted by the COVID-19 pandemic. While the duration and extent of the COVID-19 pandemic depends on future developments that cannot be accurately predicted at this time, it has already had an adverse effect on the global economy and the ultimate societal and economic impact of the COVID-19 pandemic remains unknown. In particular, the conditions caused by this pandemic may negatively impact collections of accounts receivable and reduce expected spending from new consumers, all of which could adversely affect our business, financial condition, results of operations and prospects in the future, and has led to tighter inventory management by retailers, which has negatively impacted our revenue and fulfillment operations, and may continue in the future. Prolonged unfavorable economic conditions, including as a result of COVID-19 or similar outbreaks, and any resulting recession or slowed economic growth, have had and may continue to have an adverse effect on our sales and profitability.

Supply Chain Disruptions

We experienced impacts on our inventory availability and delivery capacity during the COVID-19 outbreak. The out-of-stock inventory due to supply chain disruptions was significant on several key items, particularly in our Skin and Personal Care and Diapers and Wipes product categories. In the fourth quarter of 2021, we experienced lower than expected inventory receipts due largely to global supply chain delays, including a delay in receiving shipments from overseas, which we also experienced in the second quarter of 2022. For example, due to new COVID-19 lockdown restrictions in China in the second quarter of 2022, many of the ports shut down which has negatively impacted and may in the future negatively impact our ability to timely receive shipments of our products. To the extent that additional prevention and mitigation measures are implemented in the future, or there is uncertainty about the effectiveness of these or any other measures to contain the spread of COVID-19, there has been and continues to be an adverse impact on global economic conditions and consumer confidence and spending, which has adversely affected our supply chain as well as the demand for our products and has impacted our revenue and ability to service our customer orders. During 2022, we took measures to bolster key aspects of our supply chain, such as increasing inventory levels to support retail distribution growth and longer lead times.

In addition, as a result of the COVID-19 pandemic and other macroeconomic trends, we and our distribution partners have experienced disruptions to the operations of our fulfillment centers, including a nationwide truck driver shortage during the fourth quarter of 2021. For example, an international freight forwarder partner experienced a cybersecurity attack during the first quarter of 2022 resulting in a delay in the shipment and launch of our *Beauty Restage* products in Europe. Also, in the third quarter of 2022, some of our digital and retail customers began to reduce inventory on hand and have changed fulfillment schedules, which has negatively impacted our fulfillment operations and our revenue and is expected to continue to do so in the future.

We continue to work with our existing manufacturing, logistics and other supply chain partners to ensure our ability to service our consumers and retail and third-party ecommerce customers. We have experienced and anticipate continued increases in commodity prices, labor costs, input costs and transportation costs. For example, some of our contracts with third-party manufacturers have clauses that trigger good faith renegotiation of purchase costs in the case of significant raw material cost escalation. In the fourth quarter of 2021, we were informed by two third-party manufacturers in our Diapers and Wipes and Skin and Personal Care categories, respectively, that those hurdles had been met. In addition, in the third quarter of 2022, we received requests from the same two third-party manufacturers to renegotiate purchase costs due to continued increases in raw material costs. As a result, we negotiated and agreed to higher purchase prices which has negatively impacted our cost of revenue during the year ended December 31, 2022 and will continue to have a negative impact on our results of operations. Due to continued elevated input costs such as fluff pulp, we experienced further escalation of purchase costs and cost of revenue in the fourth quarter of 2022 and anticipate the same in 2023. Additionally, one of our fulfillment partners passed on increased service and inflation related costs to us, including warehouse labor cost, which negatively impacted our cost of revenue. If we are not successful negotiating future renewals, our business, financial condition, results of operations and prospects could be adversely affected.

Moreover, the demand for sustainable packaging and ingredients is outpacing the supply and increasing the cost of these raw materials. For example, there is a supplier shortage or significant demand for and cost impacts to various raw materials used in manufacturing and distributing our products, including post-consumer recycled plastic resin, post-consumer recycled cardboard shipping cartons for our Honest.com shipments, surfactants, fluff pulp and other diaper raw materials.

We implemented price increases that took effect in the first half of 2022 and in December 2022 and plan to take additional price increases in 2023 and in the future as needed to offset current and future input cost inflation and to pursue productivity initiatives to offset inflation. However, we may not be able to increase our prices or productivity sufficiently enough

to offset these costs. We continue to experience significant increasing input cost levels that have and could continue to hamper our ability to drive margin expansion. Customer demand for our products may change based on price increases.

Consumer Preferences

We believe that during 2020, COVID-19 drove a demand shift towards our Digital channel as consumers shifted to online shopping amid the pandemic. Given our digitally-native brand and strong digital penetration, we believe we benefited from this trend. Additionally, in 2020 we benefited from increasing consumer and customer demand for sanitization and disinfecting products, which drove revenue growth in our Household and Wellness product category. In 2021 and 2022, we saw a significant decline in consumer demand for sanitization and disinfecting products as consumers returned to pre-COVID routines. In addition, retailers continue to manage heavy inventories of these products in stores and warehouse facilities.

In 2021, we began to see increased consumer willingness to return to in-store shopping as the economy reopened and more of the population became vaccinated, driving revenue growth within our Retail channel, specifically within our Diapers and Wipes and Skin and Personal Care product categories. During the year ended December 31, 2022, the Retail channel revenue continued to increase compared to our Digital channel due to this trend as well as expanded and new distribution, marketing efforts and strong retail consumption across product categories.

Inventory

Inventory is reflected at net realizable value which includes a reserve for excess inventory. We estimate reserve requirements based on current and forecasted demand, including the ability to liquidate excess inventory and estimated liquidation value. Given the significant decline in consumer demand for sanitizing and disinfecting products, we recorded an inventory write-down, inclusive of overhead costs and tariffs, of \$4.3 million and \$5.6 million, during the year ended December 31, 2022 and 2021, respectively, relating to certain sanitization and disinfecting products as the amount of inventory was significantly in excess of existing and projected demand, and we may record inventory write-downs in the future. Included in these inventory write-downs is \$1.0 million and \$0.7 million of Company earmarked donations of excess sanitization products during the year ended December 31, 2022 and 2021, respectively, which is included in selling, general and administrative expense on the consolidated statements of comprehensive loss. The amount of excess sanitization products donated in future periods may differ from those earmarked for donations. Depending on future consumer behavior in relation to changes in the COVID-19 pandemic, the macroeconomic environment or otherwise and related aging of inventory, among other factors, we may incur additional inventory write-downs, customer returns or incur additional donation expense or disposal costs as we reduce excess inventory.

Due to increasing supply chain lead times, new retail distribution and expectation of supplier price increases that took effect in early 2023, we have increased our inventory levels to ensure in-stock position to service customers and consumers. In addition, inflation in input costs, including higher product costs, inbound shipping and warehouse labor, has resulted in a higher dollar value of inventory. As a result of these factors, during the year ended December 31, 2022, inventory has increased by \$40.0 million compared to the year ended December 31, 2021, which mainly represents an increase in quantities on-hand, as well as higher cost per unit due to input cost inflation and higher capitalized costs associated with in-bound freight and warehouse costs.

Inflation Reduction Act of 2022

On August 16, 2022, President Biden signed into law the Inflation Reduction Act of 2022 (the "Act"), which contains provisions that became effective on January 1, 2023, including a 15% corporate minimum tax and a 1% excise tax on stock buybacks. While we are still evaluating the impact of the Act, we do not currently expect any material changes on our consolidated financial position, results of operations and cash flows.

Components of Results of Operations

Revenue

We generate revenue through the sale of our products through Digital and Retail channels in the following product categories: Diapers and Wipes, Skin and Personal Care, and Household and Wellness. The Digital channel includes direct sales to the consumer through our website and sales to third-party ecommerce customers, who resell our products through their own online platforms. The Retail channel includes sales to traditional brick and mortar retailers and their respective websites, who may also resell our products through their own online platforms. Our revenue is recognized net of allowances for returns, discounts, credits and any taxes collected from consumers.

In 2019, we entered into a license agreement with Butterblu, LLC, or Butterblu, pursuant to which we licensed certain of our trademarks to Butterblu for the manufacture and distribution of certain baby apparel products in exchange for royalties. Butterblu operates and maintains our baby apparel offerings independently through the honestbabyclothing.com website. For the year ended December 31, 2022 and 2021, we collected \$1.0 million and \$0.9 million, respectively, in royalty revenue related to this license agreement. For the year ended December 31, 2020, we did not collect any royalty revenue under this agreement due in part because we granted Butterblu temporary payment relief. In August 2022, we terminated the license agreement in advance of its expiration date and entered into a supplier services agreement with Butterblu, pursuant to which Butterblu provides certain design, manufacturing, sales and marketing services to us. As part of the supplier services agreement, we acquired all of Butterblu's existing inventory of Honest baby apparel products for \$5.5 million, and have agreed to purchase and own inventory for the term of the supplier service agreement which is until December 31, 2026, unless terminated sooner. We entered into this supplier services agreement to create growth opportunities and synergies between our portfolio of products. Butterblu continues to operate and maintain our baby apparel offerings independently through the honestbabyclothing.com website under our supplier services agreement. Honest Baby Clothing® sales are now reflected as revenue in our consolidated statements of operations. For the year ended December 31, 2022, we recognized \$10.0 million in revenue, excluding royalty revenue, which was included in our Household and Wellness product category, and \$7.7 million of associated cost of revenue.

Cost of Revenue

Cost of revenue includes the purchase price of merchandise sold to customers, inbound and outbound shipping and handling costs, freight and duties, shipping and packaging supplies, credit card processing fees and warehouse fulfillment costs incurred in operating and staffing warehouses, including rent. Cost of revenue also includes depreciation and amortization for warehouse fulfillment facilities and equipment, allocated overhead and direct and indirect labor for warehouse personnel.

Gross Profit and Gross Margin

Gross profit represents revenue less cost of revenue. Gross margin is gross profit expressed as a percentage of revenue. Our gross margin may in the future fluctuate from period to period based on a number of factors, including the mix of products we sell, the channel through which we sell our products, the innovation initiatives we undertake in each product category, the promotional environment in the marketplace, manufacturing costs, commodity prices and transportation rates, among other factors.

Operating Expenses

Our operating expenses consist of selling, general and administrative, marketing and research and development expenses.

Selling, General and Administrative

Selling, general and administrative expenses consist primarily of personnel costs, principally for our selling and administrative functions. These include personnel-related expenses, including salaries, bonuses, benefits and stock-based compensation expense. Selling, general and administrative expenses also include technology expenses, professional fees, facility costs, including insurance, utilities and rent relating to our headquarters, third-party product development and marketing costs, depreciation and amortization and overhead costs. We expect our general and administrative expenses to increase in absolute dollars as we continue to grow our business and organizational capabilities. Since our IPO, we have also incurred additional costs for employees and third-party professional fees related to operating as a public company and costs to comply with the rules and regulations applicable to companies listed on a national securities exchange, costs related to compliance and reporting obligations, and increased expenses for insurance, investor relations and professional services.

Marketing

Marketing expenses include costs related to our branding initiatives, retail customer marketing activities, point of purchase displays, targeted online advertising through sponsored search, display advertising, email and influencer marketing campaigns, market research, content production and other public relations and promotional initiatives. Given higher costs in digital marketing and increased retail distribution, we have shifted the focus of our marketing spend towards supporting retail marketing programs and top of funnel marketing activities. We will continue to invest in marketing initiatives in our product categories and hero products with key retailers, as well as expand brand awareness, introduce new product innovation across multiple product categories and implement new marketing strategies in the United States. As we launch new products, we expect to make marketing investments to build brand awareness, drive trial and set the foundation for future revenue growth.

Research and Development

Research and development expenses consist primarily of personnel-related expenses for our research and development team. Research and development expenses also include costs incurred for the development of new products, improvement in the quality of existing products and the development and implementation of new technologies to enhance the quality and value of products. This includes the expense related to claims and clinical trials as well as formulation and packaging testing. Research and development expenses also include allocated depreciation and amortization and overhead costs. We expect research and development expenses to increase in absolute dollars as we invest in the enhancement of our product offerings through innovation and the introduction of new adjacent product categories.

IPO-Related Expenses

After the closing of the IPO, we paid \$9.5 million in bonuses to certain employees, including members of management, excluding in each case payroll taxes and expenses. The bonus was recognized in selling, general and administrative and research and development expense. In addition, upon the effective date of the registration statement for our IPO in May 2021, we recognized stock-based compensation expense in selling, general and administrative and research and development expenses of \$3.1 million related to certain performance and market-based stock options and \$0.2 million related to certain restricted stock units that vested upon this liquidity event.

Interest and Other Income (Expense), Net

Interest income consists primarily of interest income earned on our short-term investments and our cash and cash equivalents balances. Prior to the adoption of Financial Accounting Standards Board Accounting Standard Update No 2016-02, *Leases (ASC 842)* on January 1, 2022, interest expense consisted primarily of the portion of rent payments recognized as imputed interest expense under build-to-suit accounting associated with our leasing arrangements.

Other income (expense), net consists of our foreign currency exchange gains, losses relating to transactions denominated in currencies other than the U.S. dollar and contingent gains. We expect our foreign currency gains and losses to continue to fluctuate in the future due to changes in both the volume of foreign currency transactions and foreign currency exchange rates.

Income Tax Provision

We are subject to federal and state income taxes in the United States. Our annual estimated tax rate differed from the U.S. federal statutory rate of 21% primarily as a result of a valuation allowance against deferred tax assets, stock-based compensation, state taxes, nondeductible executive compensation and other permanent differences. We maintain a full valuation allowance for our federal and state deferred tax assets, including net operating loss carryforwards, as we have concluded that it is not more likely than not that the deferred tax assets will be realized.

Results of Operations

The following table sets forth our consolidated statements of operations data for each of the periods indicated:

	For the year ended December 31,	
	2022	2021
<i>(In thousands)</i>		
Revenue	\$ 313,651	\$ 318,639
Cost of revenue	221,336	209,467
Gross profit	92,315	109,172
Operating expenses		
Selling, general and administrative ⁽¹⁾	87,317	84,059
Marketing	47,782	54,260
Research and development ⁽¹⁾	6,996	7,679
Total operating expenses	142,095	145,998
Operating loss	(49,780)	(36,826)
Interest and other income (expense), net	871	(1,776)
Loss before provision for income taxes	(48,909)	(38,602)
Income tax provision	110	77
Net loss	<u>\$ (49,019)</u>	<u>\$ (38,679)</u>

⁽¹⁾ Includes stock-based compensation expense as follows:

	For the year ended December 31,	
	2022	2021
<i>(In thousands)</i>		
Selling, general and administrative	\$ 14,593	\$ 15,820
Research and development	485	1,027
Total	<u>\$ 15,078</u>	<u>\$ 16,847</u>

The following table sets forth our consolidated statements of operations data expressed as a percentage of revenue*:

	For the year ended December 31,	
	2022	2021
	(as a percentage of revenue)	
Revenue	100.0 %	100.0 %
Cost of revenue	70.6	65.7
Gross profit	29.4	34.3
Operating expenses		
Selling, general and administrative	27.8	26.4
Marketing	15.2	17.0
Research and development	2.2	2.4
Total operating expenses	45.3	45.8
Operating loss	(15.9)	(11.6)
Interest and other income (expense), net	0.3	(0.6)
Loss before provision for income taxes	(15.6)	(12.1)
Income tax provision	—	—
Net loss	(15.6) %	(12.1) %

* Amounts may not sum due to rounding.

Comparison of the Year Ended December 31, 2022 and 2021

Revenue

	For the year ended December 31,			
	2022	2021	\$ change	% change
<i>(In thousands, except percentages)</i>				
By Product Category				
Diapers and Wipes	\$ 200,429	\$ 200,923	\$ (494)	(0.2) %
Skin and Personal Care	89,316	101,697	(12,381)	(12.2)
Household and Wellness	23,906	16,019	7,887	49.2
Total Revenue	<u>\$ 313,651</u>	<u>\$ 318,639</u>	<u>\$ (4,988)</u>	<u>(1.6) %</u>

	For the year ended December 31,			
	2022	2021	\$ change	% change
<i>(In thousands, except percentages)</i>				
By Channel				
Digital	\$ 141,403	\$ 157,546	\$ (16,143)	(10.2) %
Retail	172,248	161,093	11,155	6.9
Total Revenue	<u>\$ 313,651</u>	<u>\$ 318,639</u>	<u>\$ (4,988)</u>	<u>(1.6) %</u>

Revenue was \$313.7 million for the year ended December 31, 2022, as compared to \$318.6 million for the year ended December 31, 2021. The decrease of \$5.0 million, or 1.6%, was primarily due to a \$12.4 million decrease in revenue from Skin and Personal Care products and a \$0.5 million decrease in revenue from Diapers and Wipes, offset by a \$7.9 million increase in revenue from Household and Wellness products. The revenue decrease from Skin and Personal Care was primarily driven by a decrease of \$8.5 million in revenue related to a rotational program with a key club retailer that occurred during the year ended December 31, 2021 and did not occur during the year ended December 31, 2022 and a \$4.7 million in liquidation sales in advance of our *Beauty Restage* to clear out legacy inventory, partially offset by higher consumption, price increases and distribution gains. The revenue decrease in Diapers and Wipes was primarily driven by a decrease in diaper revenue due to lower traffic, lower bundle subscribers and decreased revenue in our Digital channel as the price of digital marketing escalated and impacted our ability to cost-effectively drive traffic to our *Honest.com* and digital customers and led us to shift our advertising budget toward our Retail channel, partially offset by an increase in our wipes revenue, price increases in both Diapers and Wipes and distribution gains. The revenue increase in Household and Wellness was primarily driven by \$10.0 million in revenue from *Honest Baby*

Clothing as a result of our transition from a license agreement to a supplier services agreement with Butterblu, partially offset by a \$2.3 million decrease in sanitization and disinfecting products revenue.

We estimate that pricing increases taken in the first half of 2022 contributed \$10.3 million to revenue for the year ended December 31, 2022.

Revenue increased in our Retail channel for the year ended December 31, 2022, compared to the year ended December 31, 2021, primarily due to an increase in revenue across product categories related to new retail distribution gains and strong consumption growth at existing and new retail customers, partially offset by two rotational programs (sanitization and disinfecting and baby and personal care) with a key club customer during the year ended December 31, 2021, that did not occur during the year ended December 31, 2022. The decrease in revenue in our Digital channel for the year ended December 31, 2022, compared to the year ended December 31, 2021, was primarily due to higher digital marketing costs which impacted the ability to cost-effectively drive traffic to Honest.com and our digital customers, as well as a key digital customer that reduced its weeks of supply of inventory and experienced lower diaper and wipes bundle subscribers.

Cost of Revenue and Gross Profit

	For the year ended December 31,			
	2022	2021	\$ change	% change
<i>(In thousands, except percentages)</i>				
Cost of revenue	\$ 221,336	\$ 209,467	\$ 11,869	5.7 %
Gross profit	\$ 92,315	\$ 109,172	\$(16,857)	(15.4) %

Cost of revenue was \$221.3 million for the year ended December 31, 2022, as compared to \$209.5 million for the year ended December 31, 2021. The increase of \$11.9 million, or 5.7%, was primarily due to higher fulfillment costs, especially in transportation, freight and warehouse labor costs, higher product costs, driven by increased product costs for our diapers and personal care products, higher revenue from Honest Baby Clothing, as well as rent expense related to our warehouse facility due to the derecognition of our built-to-suit lease as a result of the adoption of ASC 842 (previously recognized in interest expense). Cost of revenue as a percentage of revenue increased by 483 basis points primarily due to higher input costs, along with higher trade promotion levels as compared to the year ended December 31, 2021, partially offset by pricing increases implemented in the first half of 2022 and cost reduction projects.

Gross profit was \$92.3 million for the year ended December 31, 2022, as compared to \$109.2 million for the year ended December 31, 2021. The decrease of \$16.9 million, or 15.4%, was primarily due to the decrease in revenue in our Skin and Personal Care product category, higher input costs, including higher fluff pulp costs and higher raw material prices from manufacturers, and higher fulfillment costs, higher levels of promotional spending and fixed cost deleverage, partially offset by the increase in revenue in our Household and Wellness product category, pricing increases implemented in the first half of 2022 and cost savings.

Operating Expenses

Selling, General and Administrative Expenses

	For the year ended December 31,			
	2022	2021	\$ change	% change
<i>(In thousands, except percentages)</i>				
Selling, general and administrative	\$ 87,317	\$ 84,059	\$ 3,258	3.9 %

Selling, general and administrative expenses were \$87.3 million for the year ended December 31, 2022, as compared to \$84.1 million for the year ended December 31, 2021. The increase of \$3.3 million, or 3.9%, was primarily due to \$5.8 million in CEO transition expenses, a \$3.9 million increase in legal fees, a \$2.0 million increase in service fees related to the Honest Baby Clothing servicing agreement, a \$1.3 million in advanced shipping vendor violation charges related to implementation of our new order management system and a \$1.1 million increase in donation expense, partially offset by non-recurring IPO related expenses for the year ended December 31, 2021 that did not occur during the year ended December 31, 2022. The IPO-related expenses during the year ended December 31, 2021 included \$9.1 million in bonus payments made to certain employees, including members of management, excluding payroll taxes and expenses, \$1.9 million in stock-based compensation expense related to the vesting of performance based awards and \$1.0 million in accounting expenses related to the IPO during the year ended December 31, 2021.

Marketing Expenses

	For the year ended December 31,			
	2022	2021	\$ change	% change
(In thousands, except percentages)				
Marketing	\$ 47,782	\$ 54,260	\$ (6,478)	(11.9) %

Marketing expenses were \$47.8 million for the year ended December 31, 2022, as compared to \$54.3 million for the year ended December 31, 2021. The decrease of \$6.5 million, or 11.9%, was primarily due to a strategic shift in digital marketing spend in the face of higher advertising costs to our Retail channel reflecting lower marketing spend of \$4.8 million at Honest.com and \$2.5 million with a key digital customer, offset by an increase in marketing expenses in our Retail channel.

Research and Development Expenses

	For the year ended December 31,			
	2022	2021	\$ change	% change
(In thousands, except percentages)				
Research and development	\$ 6,996	\$ 7,679	\$ (683)	(8.9) %

Research and development expenses were \$7.0 million for the year ended December 31, 2022, as compared to \$7.7 million for the year ended December 31, 2021. The decrease of \$0.7 million, or 8.9%, was primarily related to a \$0.5 million decrease in stock-based compensation expense.

Interest and Other Income (Expense), Net

	For the year ended December 31,			
	2022	2021	\$ change	% change
(In thousands, except percentages)				
Interest income (expense), net	\$ 494	\$ (1,754)	\$ 2,248	(128.2) %
Other income (expense), net	377	(22)	399	(1,813.6)
Interest and other income (expense), net	<u>\$ 871</u>	<u>\$ (1,776)</u>	<u>\$ 2,647</u>	<u>(149.0) %</u>

Interest and other income, net were \$0.9 million for the year ended December 31, 2022, as compared to interest and other expense, net of \$1.8 million for the year ended December 31, 2021. The increase of \$2.6 million, or 149.0%, was primarily due to a decrease in interest expense related to the derecognition of our built-to-suit lease as a result of the adoption of ASC 842, as well as an increase in interest earned on investments. Under the new lease accounting, all lease expenses related to the built-to-suit lease are included in cost of revenue. Additionally, during the year ended December 31, 2022, \$0.7 million of other income was related to the recognition of taxes and interest to be refunded from the Nevada Department of Taxation legal settlement. Refer to Note 11, "Commitments and Contingencies," to the consolidated financial statements included elsewhere in this Annual Report on Form 10-K for more information on the legal settlement.

Liquidity and Capital Resources

We have incurred net losses and net cash outflows from operating activities since our inception. Prior to our IPO, our available liquidity and operations were financed primarily through the sale of redeemable convertible preferred stock, equity securities and to a lesser extent, debt financing. Upon the closing of our IPO, we received net proceeds of approximately \$91.0 million, after deducting underwriting discounts and commissions of \$6.7 million and offering expenses of \$5.5 million. As of December 31, 2022, we had \$9.5 million of cash and cash equivalents and \$5.7 million of short-term investments. Although we are dependent on our ability to generate sufficient cash flow from operations or raise capital to achieve our business objectives, we believe our existing cash, cash equivalents and short-term investments will be sufficient to meet our short-term and long-term working capital and capital expenditure needs, given our plan to generate positive cash flow from reducing our inventory and the availability under our 2023 Credit Facility. Refer to 17, "Subsequent Events" included in the consolidated financial statements for more information on the 2023 Credit Facility. Future capital requirements will depend on many factors, including our rate of revenue growth, gross margin and the level of expenditures in all areas of the Company. To the extent that existing capital resources and sales growth are not sufficient to fund future activities, we will need to raise capital through additional equity or debt financing. Additional funds may not be available on terms favorable to us or at all. Failure to raise additional capital, if and when needed, could have a material adverse effect on our financial position, results of operations, and cash flows.

2021 Credit Facility

In April 2021, we entered into a first lien credit agreement (the “2021 Credit Facility”), with JPMorgan Chase Bank, N.A., as administrative agent and lender, and the other lenders party thereto, which provided for a \$35.0 million revolving credit facility that matures on April 30, 2026. The 2021 Credit Facility included a subfacility that provided for the issuance of letters of credit in an amount of up to \$10.0 million at any time outstanding, which reduced the amount available under the 2021 Credit Facility.

As of December 31, 2022, there were outstanding standby letters of credit of \$4.8 million related to lease obligations with \$30.2 million available to be drawn upon. The 2021 Credit Facility was subject to customary fees for loan facilities of this type, including a commitment fee based on the average daily undrawn portion of the revolving credit facility. We recognized the commitment fee as incurred in interest and other income (expense), net in the consolidated statements of comprehensive loss. For the year ended December 31, 2022 and 2021, the commitment fee incurred was immaterial. The interest rate applicable to the 2021 Credit Facility was, at our option, either (a) the LIBOR (or a replacement rate established in accordance with the terms of the 2021 Credit Facility) (subject to a 0.00% LIBOR floor), plus a margin of 1.50% or (b) the CB floating rate minus a margin of 0.50%. The CB floating rate is the higher of (a) the Wall Street Journal prime rate and (b)(i) 2.50% plus (ii) the adjusted LIBOR rate for a one-month interest period.

As of December 31, 2022, there was no outstanding balance under the 2021 Credit Facility we were in compliance with the covenants under this facility.

In January 2023, upon entry into the 2023 Credit Facility, the Company’s 2021 Credit Facility was terminated. Refer to Note 8, "Credit Facilities" and 17, "Subsequent Events" included in the consolidated financial statements for more information on the termination of the 2021 Credit Facility.

2023 Credit Facility

In January 2023, we entered into a first lien credit agreement (the “2023 Credit Facility”), with JPMorgan Chase Bank, N.A., as administrative agent and lender, and the other lenders party thereto, which provides for a \$35.0 million revolving credit facility that matures on April 30, 2026. The 2023 Credit Facility includes a subfacility that provides for the issuance of letters of credit in an amount of up to \$15.0 million at any time outstanding, which reduced the amount available under the 2021 Credit Facility. Availability of the 2023 Credit Facility will be based upon a borrowing base formula and periodic borrowing base certifications valuing certain of the Company’s accounts receivable and inventory as reduced by an availability block and certain reserves, if any. The 2023 Credit Facility includes an uncommitted accordion feature that allows for increases in the revolving commitment to as much as an additional \$35.0 million, for up to \$70.0 million in potential revolving commitment. The 2023 Credit Facility is subject to customary fees for loan facilities of this type, including a commitment fee based on the average daily undrawn portion of the 2023 Credit Facility.

The interest rate applicable to the 2023 Credit Facility will be, at the Company’s option, either (a) the Adjusted Term SOFR rate (subject to a 0.00% floor), plus a margin ranging from 1.50% to 2.25% or (b) the CB floating rate, (i) plus a margin of 0.25% or (ii) minus a margin ranging from 0.25% to 0.50%. The margin will be based upon the Company’s fixed charge coverage ratio. The CB floating rate is the highest of (a) the Wall Street Journal prime rate and (b) 2.50%.

The 2023 Credit Facility will terminate and borrowings thereunder, if any, will be due in full on April 30, 2026. Debt under the 2023 Credit Facility will be guaranteed by substantially all of the Company’s material domestic subsidiaries and will be secured by substantially all of the Company’s and such subsidiaries’ assets.

The Company is subject to certain affirmative and negative covenants including the requirement that it maintains a minimum total fixed charge coverage ratio during the periods set forth in the 2023 Credit Facility and also includes customary events of default. The 2023 Credit Facility contains covenants that restrict, among other things, the Company's ability to sell assets, make investments and acquisitions, grant liens, change the Company’s lines of business, pay dividends and make certain other restricted payments. Failure to do so, unless waived by the lenders under the 2023 Credit Facility pursuant to its terms, as amended, would result in an event of default under the 2023 Credit Facility.

Cash Flows

The following table summarizes our cash flows for the periods presented:

<i>(In thousands)</i>	For the year ended December 31,	
	2022	2021
Net cash (used in) operating activities	\$ (76,275)	\$ (38,154)
Net cash provided by (used in) investing activities	\$ 34,963	\$ (8,623)
Net cash provided by financing activities	\$ 38	\$ 60,368

Operating Activities

Our largest source of operating cash is from the sales of our products through Digital and Retail channels to our consumers and customers. Our primary uses of cash from operating activities are for cost of revenue expenses, selling, general and administrative expenses, marketing expenses and research and development expenses. We have generated negative cash flows from operating activities and have supplemented working capital requirements through net proceeds from the sale and maturity of short-term investments.

Net cash used in operating activities of \$76.3 million for the year ended December 31, 2022 was primarily due to net loss of \$49.0 million, non-cash adjustments of \$24.2 million and a net decrease in cash related to changes in operating assets and liabilities of \$51.4 million. Non-cash adjustments primarily consisted of stock-based compensation of \$15.1 million, amortization of operating ROU assets of \$6.2 million and depreciation and amortization of \$2.8 million. Changes in cash flows related to operating assets and liabilities primarily consisted of a \$40.0 million increase in inventory reflecting cost inflation (inclusive of the purchase of \$5.5 million of Honest Baby Clothing inventory from Butterblu), an increase in weeks of supply due to longer lead times, as well as in advance of new distribution and an additional investment in advance of supplier price increases that took effect in early 2023, a \$10.6 million increase in accounts receivable due to growth in Retail channel revenue, a \$4.4 million increase in prepaid expenses and other assets due to timing of payments, offset by a \$10.4 million use of cash due to the timing of payments associated with our accounts payable, accrued expenses and a \$7.0 million use of cash due to operating lease obligations.

Net cash used in operating activities of \$38.2 million for the year ended December 31, 2021 was primarily due to net loss of \$38.7 million, non-cash adjustments of \$21.3 million and a net decrease in cash related to changes in operating assets and liabilities of \$20.8 million. Non-cash adjustments primarily consisted of stock-based compensation of \$16.8 million and depreciation and amortization of \$4.1 million. Changes in cash flows related to operating assets and liabilities primarily consisted of a \$9.0 million increase in accounts receivable due to higher revenue from retail customers, \$6.7 million use of cash due to the timing of payments associated with our accounts payable and operating leasing obligations, a \$6.1 million increase in prepaid expenses and other assets due to timing of payments, as well as the non-monetary sale of our legacy beauty inventory for future marketing and transportation credits and a \$1.0 million decrease in inventory due to timing of inventory purchases.

Investing Activities

Our primary source of investing cash is the sale and maturity of short-term investments and our primary use of investing cash is the purchase of short-term investments and property and equipment.

Net cash provided by investing activities of \$35.0 million for the year ended December 31, 2022 was due to purchases of short-term investments of \$12.8 million, offset by proceeds from the maturities of short-term investments of \$49.4 million.

Net cash used in investing activities of \$8.6 million for the year ended December 31, 2021 was due to purchases of short-term investments of \$65.3 million, offset by proceeds from the sales and maturities of short-term investments of \$27.4 million and \$29.5 million, respectively.

Financing Activities

Our financing activities primarily consisted of proceeds from sales of securities, payment of offering costs, proceeds from stock option award exercises and principal payments of financing lease obligations.

Net cash provided by financing activities of \$38.4 thousand for the year ended December 31, 2022 primarily consisted of proceeds from stock option exercises and the 2021 ESPP, partially offset by principal payments of financing lease obligations.

Net cash provided by financing activities of \$60.4 million for the year ended December 31, 2021 primarily consisted of proceeds from our IPO of \$96.5 million, net of underwriting discounts and commissions and proceeds from the exercise of stock options of \$5.7 million, offset by dividend payments of \$35.0 million and payments of offering costs in connection with our IPO of \$5.5 million.

Dividends

In April 2021, our board of directors declared a cash dividend of \$35.0 million to the holders of record of our common stock and our redeemable convertible preferred stock as of May 3, 2021, which we paid on June 29, 2021 (the "2021 Dividend"). Other than the 2021 Dividend, we have not declared or paid cash dividends on our capital stock, and we do not anticipate declaring or paying any cash dividends other than the 2021 Dividend in the foreseeable future. Any future determination regarding the declaration and payment of dividends, if any, will be at the discretion of our board of directors and will depend on then-existing conditions, including our financial condition, operating results, contractual restrictions (including any restrictions in our then-existing debt arrangements), capital requirements, business prospects and other factors our board of directors may deem relevant. The 2023 Credit Facility contains restrictions on our ability to pay dividends. Refer to Note 17, "Subsequent Events" included in these consolidated financial statements for more information on the 2023 Credit Facility.

Non-GAAP Financial Measure

We prepare and present our consolidated financial statements in accordance with GAAP. However, management believes that adjusted EBITDA, a non-GAAP financial measure, provides investors with additional useful information in evaluating our performance.

We calculate adjusted EBITDA as net income (loss), adjusted to exclude: (1) interest and other (income) expense, net; (2) income tax provision; (3) depreciation and amortization; (4) stock-based compensation expense, including payroll tax; (5) the IPO bonus in the second quarter of 2021, including associated payroll taxes and expenses, and third-party costs associated with our IPO in 2021; (6) litigation and settlement fees associated with certain non-ordinary course securities litigation claims; and (7) CEO transition expenses.

Adjusted EBITDA is a financial measure that is not required by, or presented in accordance with GAAP. We believe that adjusted EBITDA, when taken together with our financial results presented in accordance with GAAP, provides meaningful supplemental information regarding our operating performance and facilitates internal comparisons of our historical operating performance on a more consistent basis by excluding certain items that may not be indicative of our business, results of operations or outlook. In particular, we believe that the use of adjusted EBITDA is helpful to our investors as it is a measure used by management in assessing the health of our business, determining incentive compensation and evaluating our operating performance, as well as for internal planning and forecasting purposes.

Adjusted EBITDA is presented for supplemental informational purposes only, has limitations as an analytical tool and should not be considered in isolation or as a substitute for financial information presented in accordance with GAAP. Some of the limitations of adjusted EBITDA include that (1) it does not reflect capital commitments to be paid in the future; (2) although depreciation and amortization are non-cash charges, the underlying assets may need to be replaced and adjusted EBITDA does not reflect these capital expenditures; (3) it does not consider the impact of stock-based compensation expense; (4) it does not reflect other non-operating expenses, including interest expense; (5) it does not include the IPO bonus, including associated payroll taxes and expenses, or third-party costs associated with the preparation of the IPO; (6) it does not reflect tax payments that may represent a reduction in cash available to us; and (7) does not include certain non-ordinary cash expenses that we do not believe are representative of our business on a steady-state basis, such as CEO transition expenses. In addition, our use of adjusted EBITDA may not be comparable to similarly titled measures of other companies because they may not calculate adjusted EBITDA in the same manner, limiting its usefulness as a comparative measure. Because of these limitations, when evaluating our performance, you should consider adjusted EBITDA alongside other financial measures, including our net income (loss) and other results stated in accordance with GAAP.

The following table presents a reconciliation of net income (loss), the most directly comparable financial measure stated in accordance with GAAP, to adjusted EBITDA, for each of the periods presented:

<i>(In thousands)</i>	For the year ended December 31,	
	2022	2021
Reconciliation of Net Loss to Adjusted EBITDA		
Net loss	\$ (49,019)	\$ (38,679)
Interest and other (income) expense, net	(871)	1,776
Income tax provision	110	77
Depreciation and amortization	2,753	4,146
Stock-based compensation	15,078	16,847
Related IPO and other transaction-related expenses ⁽¹⁾	—	12,160
Securities litigation expense	3,583	—
CEO transition expense ⁽²⁾	5,766	—
Payroll tax expense related to stock-based compensation	89	211
Adjusted EBITDA	<u>\$ (22,511)</u>	<u>\$ (3,462)</u>

(1) Includes IPO-related costs, including IPO bonus and transaction-related third-party expenses, which are generally incremental costs incurred associated with the preparation of the IPO.

(2) Includes consulting fee, severance, and legal fees related to our former CEO, as well as recruiting fees, among other related costs.

Material Cash Requirements

We lease warehouse and office facilities under operating and finance lease agreements. We have unconditional purchase commitments for software service subscriptions, advertising services and certain other services. See Note 11, "Commitments and Contingencies," to the consolidated financial statements included elsewhere in this Annual Report on Form 10-K for more information on our short-term and long-term leases and purchase obligations.

Recent Accounting Pronouncements

Refer to Note 2, "Summary of Significant Accounting Policies," to the consolidated financial statements included elsewhere in this Annual Report on Form 10-K for a discussion of recently issued accounting pronouncements not yet adopted and recently adopted accounting pronouncements.

Critical Accounting Policies and Estimates

We believe that the following accounting policies involve a high degree of judgment and complexity. Accordingly, these are the policies we believe are the most critical to aid in fully understanding and evaluating our consolidated financial condition and results of our operations. See Note 2, "Summary of Significant Accounting Policies," to the consolidated financial statements included elsewhere in this Annual Report on Form 10-K for a description of our other significant accounting policies. The preparation of our consolidated financial statements in conformity with GAAP requires us to make estimates and judgments that affect the amounts reported in those financial statements and accompanying notes. Although we believe that the estimates we use are reasonable, due to the inherent uncertainty involved in making those estimates, actual results reported in future periods could differ from those estimates.

Revenue Recognition

We generate revenue through the sale of our products through Digital and Retail channels in the following product categories: Diapers and Wipes, Skin and Personal Care and Household and Wellness. The Digital channel includes direct to the consumer sales through our website and sales to third-party ecommerce customers, who resell our products through their own online platforms. The Retail channel includes sales to traditional brick and mortar retailers, who may also resell our products through their own online platforms. Our revenue is recognized net of allowances for returns, discounts, credits and any taxes collected from customers.

We account for revenue contracts with customers by applying the following steps in accordance with Accounting Standard Codification, or ASC, 606, *Revenue from Contracts with Customers*:

- Identification of the contract, or contracts, with a customer
- Identification of the performance obligations in the contract

- Determination of the transaction price
- Allocation of the transaction price to the performance obligations in the contract
- Recognition of revenue when, or as, we satisfy a performance obligation

We elected an accounting policy to record all shipping and handling costs as fulfillment costs. We accrue the cost of shipping and handling and recognize revenue and costs at the point in time that control of the goods transfers to the customer.

Direct-to-Consumer

For direct sales to the consumer through our website, our performance obligation consists of the sale of finished goods to the consumer. Consumers may purchase products at any time or enter into subscription arrangements. Consumers place orders online in accordance with our standard terms and conditions and authorize payment when the order is placed. Credit cards are charged at the time of shipment. For subscription arrangements, consumers sign up to receive products on a periodic basis. Subscriptions are cancellable at any time without penalty, and no amounts are collected from the consumer until products are shipped. Revenue is recognized when transfer of control to the consumer takes place, which is when the product is delivered to the carrier. Sales taxes collected from consumers are accounted for on a net basis and are excluded from revenue.

Consumers may purchase gift cards, which are recorded as deferred revenue at the time of purchase. We recognize revenue when these gift cards are redeemed for products and the revenue recognition criteria as described above have been met.

Retail and Third-Party Ecommerce

For retail and third-party ecommerce sales, our performance obligation consists of the sale of finished goods to retailers and third-party ecommerce customers. Revenue is recognized when control of the promised goods is transferred to those customers at time of shipment or delivery, depending on the contract terms. After the completion of the performance obligation, we have the right to consideration as outlined in the contract. Payment terms vary among the retail and third-party ecommerce customers although terms generally include a requirement of payment within 30 to 45 days of product shipment.

Sales Returns and Allowances

For direct-to-consumer, retail and third-party ecommerce sales, we record estimated sales returns in the same period that the related revenue is recorded. We use the expected value method to estimate returns, taking into consideration assumptions of demand based on historical data and historical returns rates. When estimating returns, we also consider future business initiatives and relevant anticipated future events. Estimated sales returns and ultimate losses may vary from actual results, which could be material to the consolidated financial statements. The estimated sales returns allowance is recorded as a reduction in revenue.

For direct-to-consumer, retail and third-party ecommerce sales, we offer credits in the form of discounts, which are recorded as reductions in revenue and are allocated to products on a relative basis based on their respective standalone selling price.

For retail and third-party ecommerce sales, we routinely commit to one-time or ongoing sales incentive programs that may require us to estimate and accrue the expected costs of such programs, including trade promotion activities and contractual allowances. We record these programs as a reduction to revenue unless we receive a distinct benefit in exchange for credits claimed by the customer and can reasonably estimate the fair value of the benefit received, in which case we record the programs as marketing expense. We recognize a liability or a reduction to accounts receivable, and reduce revenue based on the estimated amount of credits that will be claimed by customers. An allowance is recorded as a reduction to accounts receivable if the customer can deduct the program amount from the outstanding invoice.

Estimates for these sales incentive programs are developed using the most likely amount and are included in the transaction price to the extent that a significant reversal of revenue would not result once the uncertainty is resolved. In developing our estimate, we use historical analysis and contractual rates in determining the accruals for these activities. Also, we consider the susceptibility of the incentive to outside influences, the length of time until the uncertainty is resolved, and our experience with similar contracts. Judgment is required to determine the timing and amount of recognition of sales incentive program accruals which we estimate based on past practice with similar arrangements.

Inventories

Inventories consists of finished goods and are stated at the lower of cost or estimated net realizable value. Cost is computed based on weighted-average historical costs. We allocate certain overhead costs to the carrying value of our finished goods. The carrying value of inventories is reduced for any excess and obsolete inventory. Excess and obsolete inventory

reductions are determined based on assumptions about future demand and sales prices, estimates of the impact of competition, and the age of inventory. If actual conditions are less favorable than those previously estimated by management, additional inventory write-downs could be required.

Stock-Based Compensation

We recognize stock-based compensation expense for employees and non-employees based on the grant-date fair value of stock awards over the applicable service period. For awards that vest based on continued service, stock-based compensation cost is recognized on a straight-line basis over the requisite service period, which is generally the vesting period of the awards. For awards with performance vesting conditions, stock-based compensation cost is recognized on a graded vesting basis over the requisite service period when it is probable the performance condition will be achieved.

The determination of stock-based compensation cost is inherently uncertain and subjective and involves the application of valuation models and assumptions requiring the use of judgment. If factors change and different assumptions are used, stock-based compensation expense and net losses could be significantly different.

Income Taxes

Income taxes are accounted for using an asset and liability approach that requires the recognition of deferred tax assets and liabilities for the expected future tax consequences of events that have been included in the consolidated financial statements. Under this method, deferred tax assets and liabilities are determined based on the differences between the financial statement and tax basis of assets and liabilities and are measured using enacted tax rates in effect for the year in which the differences are expected to reverse. The effect of a change in tax rates or tax law on deferred tax assets and liabilities is recognized in income in the period that includes the enactment date.

A valuation allowance is provided on deferred tax assets when it is determined that it is more likely than not that some portion or all of the net deferred tax assets will not be realized.

We recognize the tax benefit from uncertain tax positions only if it is more likely than not that the tax positions will be sustained on examination by the tax authorities, based on the technical merits of the position. The tax benefit is measured based on the largest benefit that has a greater than 50% likelihood of being realized upon ultimate settlement. We recognize interest and penalties related to income tax matters in income tax expense.

Emerging Growth Company Status

In April 2012, the JOBS Act was enacted. Section 107(b) of the JOBS Act provides that an emerging growth company can take advantage of an extended transition period for complying with new or revised accounting standards. Thus, an emerging growth company can delay the adoption of certain accounting standards until those standards would otherwise apply to private companies. We have elected to take advantage of the extended transition period to comply with new or revised accounting standards and to adopt certain of the reduced disclosure requirements available to emerging growth companies. As a result of the accounting standards election, we are not subject to the same implementation timing for new or revised accounting standards as other public companies that are not emerging growth companies which may make comparison of our financials to those of other public companies more difficult.

Item 7A. Quantitative and Qualitative Disclosures about Market Risk

Under SEC rules and regulations, as a smaller reporting company, we are not required to provide the information required by this item.

Item 8. Financial Statements and Supplementary Data.

Index to Financial Statements

	<u>Page</u>
Report of Independent Registered Public Accounting Firm (PCAOB ID 238)	76
Consolidated Balance Sheets	77
Consolidated Statements of Comprehensive Loss	78
Consolidated Statements of Redeemable Convertible Preferred Stock and Stockholders' Equity (Deficit)	79
Consolidated Statements of Cash Flows	80
Notes to Consolidated Financial Statements	81

Report of Independent Registered Public Accounting Firm

To the Board of Directors and Stockholders of The Honest Company, Inc.

Opinion on the Financial Statements

We have audited the accompanying consolidated balance sheets of The Honest Company, Inc. and its subsidiaries (the “Company”) as of December 31, 2022 and 2021, and the related consolidated statements of comprehensive loss, of redeemable convertible preferred stock and stockholders' equity (deficit) and of cash flows for each of the three years in the period ended December 31, 2022, including the related notes (collectively referred to as the “consolidated financial statements”). In our opinion, the consolidated financial statements present fairly, in all material respects, the financial position of the Company as of December 31, 2022 and 2021, and the results of its operations and its cash flows for each of the three years in the period ended December 31, 2022 in conformity with accounting principles generally accepted in the United States of America.

Change in Accounting Principle

As discussed in Note 2 to the consolidated financial statements, the Company changed the manner in which it accounts for leases in fiscal year 2022.

Basis for Opinion

These consolidated financial statements are the responsibility of the Company’s management. Our responsibility is to express an opinion on the Company’s consolidated financial statements based on our audits. We are a public accounting firm registered with the Public Company Accounting Oversight Board (United States) (PCAOB) and are required to be independent with respect to the Company in accordance with the U.S. federal securities laws and the applicable rules and regulations of the Securities and Exchange Commission and the PCAOB.

We conducted our audits of these consolidated financial statements in accordance with the standards of the PCAOB. Those standards require that we plan and perform the audits to obtain reasonable assurance about whether the consolidated financial statements are free of material misstatement, whether due to error or fraud. The Company is not required to have, nor were we engaged to perform, an audit of its internal control over financial reporting. As part of our audits we are required to obtain an understanding of internal control over financial reporting but not for the purpose of expressing an opinion on the effectiveness of the Company's internal control over financial reporting. Accordingly, we express no such opinion.

Our audits included performing procedures to assess the risks of material misstatement of the consolidated financial statements, whether due to error or fraud, and performing procedures that respond to those risks. Such procedures included examining, on a test basis, evidence regarding the amounts and disclosures in the consolidated financial statements. Our audits also included evaluating the accounting principles used and significant estimates made by management, as well as evaluating the overall presentation of the consolidated financial statements. We believe that our audits provide a reasonable basis for our opinion.

/s/ PricewaterhouseCoopers

Los Angeles, California
March 16, 2023

We have served as the Company’s auditor since 2012.

The Honest Company, Inc.
Consolidated Balance Sheets
(in thousands, except share and per share amounts)

	<u>December 31, 2022</u>	<u>December 31, 2021</u>
Assets		
Current assets		
Cash and cash equivalents	\$ 9,517	\$ 50,791
Short-term investments	5,650	42,388
Accounts receivable, net	42,334	31,784
Inventories	115,664	75,668
Prepaid expenses and other current assets	15,982	13,165
Total current assets	<u>189,147</u>	<u>213,796</u>
Operating lease right-of-use asset	29,947	—
Property and equipment, net	14,327	52,952
Goodwill	2,230	2,230
Intangible assets, net	370	440
Other assets	4,578	3,179
Total assets	<u>\$ 240,599</u>	<u>\$ 272,597</u>
Liabilities and Stockholders' Equity		
Current liabilities		
Accounts payable	\$ 24,755	\$ 28,743
Accrued expenses	38,010	19,003
Deferred revenue	815	731
Total current liabilities	<u>63,580</u>	<u>48,477</u>
Long term liabilities		
Lease financing obligation, net of current portion	—	37,527
Operating lease liabilities, net of current portion	29,842	—
Other long-term liabilities	817	7,487
Total liabilities	<u>94,239</u>	<u>93,491</u>
Commitments and contingencies (Note 11)		
Stockholders' equity		
Preferred stock, \$0.0001 par value, 20,000,000 shares authorized at December 31, 2022 and 2021, none issued or outstanding as of December 31, 2022 and 2021	—	—
Common stock, \$0.0001 par value, 1,000,000,000 shares authorized at December 31, 2022 and 2021; 92,896,736 and 91,512,140 shares issued and outstanding as of December 31, 2022 and 2021, respectively	9	9
Additional paid-in capital	586,213	570,794
Accumulated deficit	(439,830)	(391,656)
Accumulated other comprehensive loss	(32)	(41)
Total stockholders' equity	<u>146,360</u>	<u>179,106</u>
Total liabilities and stockholders' equity	<u>\$ 240,599</u>	<u>\$ 272,597</u>

The accompanying notes are an integral part of these Consolidated Financial Statements.

The Honest Company, Inc.
Consolidated Statements of Comprehensive Loss
(in thousands, except share and per share amounts)

	For the year ended December 31,		
	2022	2021	2020
Revenue	\$ 313,651	\$ 318,639	\$ 300,522
Cost of revenue	221,336	209,467	192,626
Gross profit	92,315	109,172	107,896
Operating expenses			
Selling, general and administrative	87,317	84,059	71,253
Marketing	47,782	54,260	44,478
Research and development	6,996	7,679	5,705
Total operating expenses	142,095	145,998	121,436
Operating loss	(49,780)	(36,826)	(13,540)
Interest and other income (expense), net	871	(1,776)	(837)
Loss before provision for income taxes	(48,909)	(38,602)	(14,377)
Income tax provision	110	77	89
Net loss	\$ (49,019)	\$ (38,679)	\$ (14,466)
Net loss per share attributable to common stockholders:			
Basic and diluted	\$ (0.53)	\$ (0.43)	\$ (0.43)
Weighted-average shares used in computing net loss per share attributable to common stockholders:			
Basic and diluted	92,201,806	71,126,218	34,075,572
Other comprehensive income (loss)			
Unrealized gain (loss) on short-term investments, net of taxes	9	(135)	(28)
Comprehensive loss	\$ (49,010)	\$ (38,814)	\$ (14,494)

The accompanying notes are an integral part of these Consolidated Financial Statements.

The Honest Company, Inc.
Consolidated Statements of Redeemable Convertible Preferred Stock and Stockholders' Equity (Deficit)
(in thousands, except share amounts)

	Redeemable Convertible Preferred Stock		Common Stock		Additional Paid-in Capital	Accumulated Deficit	Accumulated Other Comprehensive Income (Loss)		Total Stockholders' Equity (Deficit)
	Shares	Amount	Shares	Amount			Comprehensive Income (Loss)	Stockholders' Equity (Deficit)	
Balances at December 31, 2019									
Net loss	49,100,928	\$ 376,404	—	—	—	—	122	\$ (230,277)	(14,466)
Other comprehensive loss	—	—	—	—	—	—	—	—	(28)
Stock options exercised	—	—	—	—	—	—	—	—	41
Stock-based compensation	—	—	—	—	7,905	—	—	—	7,905
Balances at December 31, 2020									
Net loss	49,100,928	\$ 376,404	—	—	—	—	94	\$ (236,825)	(38,679)
Other comprehensive loss	—	—	—	—	—	—	—	—	(135)
Stock options exercised	—	—	—	—	—	—	—	—	5,730
Stock-based compensation	—	—	—	—	5,730	—	—	—	16,847
Vested restricted stock	—	—	—	—	16,847	—	—	—	(35,000)
Dividends paid (\$0.42 per share)	—	—	—	—	—	—	—	—	—
Issuance of common stock pursuant to initial public offering, net of underwriting commissions and discounts and offering costs of \$12.2 million	—	—	—	—	—	—	—	—	—
Conversion of redeemable convertible preferred stock to common stock upon initial public offering	(49,100,928)	(376,404)	—	—	—	—	—	—	—
Common stock withheld for tax obligation and net settlement	—	—	—	—	—	—	—	—	—
Shares issued under employee stock purchase plan	—	—	—	—	—	—	—	—	—
Balance at December 31, 2021									
Net loss	—	\$ —	—	—	—	—	—	—	—
Other comprehensive loss	—	—	—	—	—	—	—	—	—
Stock options exercised	—	—	—	—	—	—	—	—	—
Stock-based compensation	—	—	—	—	—	—	—	—	—
Vested restricted stock	—	—	—	—	—	—	—	—	—
Shares issued under employee stock purchase plan	—	—	—	—	—	—	—	—	—
Common stock withheld for tax obligation and net settlement	—	—	—	—	—	—	—	—	—
ASC 842 transition effect	—	—	—	—	—	—	—	—	—
Balance at December 31, 2022									
	—	\$ —	—	—	—	—	—	—	—
	—	—	9	\$ 586,213	\$ (439,830)	\$ 845	(32)	\$ 146,360	

The accompanying notes are an integral part of these Consolidated Financial Statements.

The Honest Company, Inc.
Consolidated Statements of Cash Flows
(in thousands)

	For the year ended December 31,		
	2022	2021	2020
Cash flows from operating activities			
Net loss	\$ (49,019)	\$ (38,679)	\$ (14,466)
Adjustments to reconcile net loss to net cash used in operating activities:			
Depreciation and amortization	2,753	4,146	4,854
Stock-based compensation	15,078	16,847	7,905
Other	6,345	311	166
Changes in assets and liabilities:			
Accounts receivable, net	(10,550)	(8,989)	1,461
Inventories	(39,996)	1,001	(24,129)
Prepaid expenses and other assets	(4,358)	(6,114)	(1,496)
Accounts payable, accrued expenses and other long-term liabilities	10,396	(6,691)	13,748
Deferred revenue	83	14	(109)
Operating lease liabilities	(7,007)	—	—
Net cash used in operating activities	<u>(76,275)</u>	<u>(38,154)</u>	<u>(12,066)</u>
Cash flows from investing activities			
Purchases of short-term investments	(12,782)	(65,267)	(22,462)
Proceeds from sales of short-term investments	—	27,394	5,830
Proceeds from maturities of short-term investments	49,362	29,470	53,528
Purchases of property and equipment	(1,617)	(220)	(200)
Net cash provided by (used in) investing activities	<u>34,963</u>	<u>(8,623)</u>	<u>36,696</u>
Cash flows from financing activities			
Proceeds from initial public offering, net of underwriting commissions and discounts	—	96,517	—
Dividends paid	—	(35,000)	—
Proceeds from exercise of stock options	122	5,730	41
Payment of initial public offering costs	—	(5,477)	—
Taxes paid related to net share settlement of equity awards	(37)	(567)	—
Proceeds from ESPP	256	291	—
Payments on finance lease liabilities	(303)	(1,126)	(1,014)
Net cash provided by (used in) financing activities	<u>38</u>	<u>60,368</u>	<u>(973)</u>
Net (decrease) increase in cash, cash equivalents and restricted cash	(41,274)	13,591	23,657
Cash, cash equivalents and restricted cash			
Beginning of the period	50,791	37,200	13,543
End of the period	<u>\$ 9,517</u>	<u>\$ 50,791</u>	<u>\$ 37,200</u>
Reconciliation of cash, cash equivalents and restricted cash to the consolidated balance sheets			
Cash and cash equivalents	\$ 9,517	\$ 50,791	\$ 29,259
Restricted cash, current	—	—	1,752
Restricted cash, non-current	—	—	6,189
Total cash, cash equivalents and restricted cash	<u>\$ 9,517</u>	<u>\$ 50,791</u>	<u>\$ 37,200</u>
Supplemental disclosures of cash flow information			
Cash paid during the period for:			
Interest	\$ 8	\$ 1,797	\$ 1,844
Income Taxes	101	76	102
Supplemental disclosures of noncash activities			
Equipment acquired under capital lease obligations	\$ —	\$ 123	\$ 71
Deferred IPO costs included in accounts payable and accrued expenses	\$ —	\$ —	\$ 533
Capital expenditures included in accounts payable and accrued expenses	\$ 54	\$ 33	\$ 44

The accompanying notes are an integral part of these Consolidated Financial Statements.

The Honest Company, Inc.
Notes to Consolidated Financial Statements
As of December 31, 2022

(in thousands, except share and per share amounts, percentages and as otherwise indicated)

1. Nature of Business

The Honest Company, Inc. (the “Company”) was incorporated in the State of California on July 19, 2011 and on May 23, 2012 was re-incorporated in the State of Delaware under the same name. The Company is a digitally-native consumer products company born in the Gen Z era to make purpose-driven consumer products designed for all people. The Company sells its products through digital and retail sales channels in the following product categories: Diapers and Wipes, Skin and Personal Care, and Household and Wellness.

Initial Public Offering

The Company’s registration statement on Form S-1 (“IPO Registration Statement”) related to its initial public offering (“IPO”) was declared effective on May 4, 2021, and the Company’s common stock began trading on the Nasdaq Global Select Market on May 5, 2021. On May 7, 2021, the Company completed its IPO of 25,807,000 shares of the Company’s common stock, \$0.0001 par value per share at an offering price of \$16.00 per share. The Company sold 6,451,613 shares and certain existing stockholders sold an aggregate of 19,355,387 shares. The Company received aggregate net proceeds of approximately \$91.0 million after deducting underwriting discounts and commissions of \$6.7 million and other offering expenses of \$5.5 million. The Company granted the underwriters an option for a period of 30 days to purchase up to an additional 3,871,050 shares of common stock from the selling stockholders at \$16.00 per share less the underwriting discounts and commissions. In May 2021, the underwriters fully exercised the option to purchase these additional shares from the selling stockholders. The Company did not receive any proceeds from the sale of shares of its common stock by the selling stockholders.

Upon completion of the IPO, the Company paid \$9.5 million in cash bonuses to certain employees including members of management, as well as \$0.2 million in related payroll taxes and expenses. Cash bonuses of \$9.1 million were recorded in sales, general and administrative expenses and \$0.4 million were recorded in research and development expenses in the accompanying consolidated statements of comprehensive loss upon completion of the IPO.

In April 2021, the Company’s board of directors declared a cash dividend of \$35.0 million to the holders of record of its common stock and its redeemable convertible preferred stock as of May 3, 2021, which the Company paid on June 29, 2021

Immediately prior to the completion of the IPO, the Company filed an Amended and Restated Certificate of Incorporation, which authorized a total of 1,000,000,000 shares of common stock and 20,000,000 shares of preferred stock. Upon the filing of the Amended and Restated Certificate of Incorporation, 49,100,928 shares of the Company’s redeemable convertible preferred stock then outstanding with a carrying value of \$376.4 million were automatically converted into 49,649,023 shares of the Company’s common stock. Upon completion of the IPO, the Company recognized a gain on extinguishment of the redeemable convertible preferred stock for earnings per share purposes of \$29.0 million from the conversion of redeemable convertible preferred stock to common stock. Following the completion of the IPO, the Company has one class of authorized and outstanding common stock. See Note 10 “*Redeemable Convertible Preferred Stock and Stockholders’ Deficit*” for more information on the Company’s redeemable convertible preferred stock as of December 31, 2020.

2. Summary of Significant Accounting Policies

Basis of Presentation

The accompanying consolidated financial statements have been prepared in accordance with accounting principles generally accepted in the United States (“GAAP”). The consolidated financial statements include the accounts of the Company, and its wholly owned subsidiaries after elimination of intercompany transactions and balances.

Stock Split

In April 2021, the Company effected a 1-for-2 forward stock split of its common and redeemable convertible preferred stock. In connection with the forward stock split, each issued and outstanding share of common stock, automatically and without action on the part of the holders, became two shares of common stock and each issued and outstanding share of redeemable convertible preferred stock, automatically and without action on the part of the holders, became two shares of redeemable convertible preferred stock. The par value per share of common and redeemable convertible preferred stock was not adjusted. All share, per share and related information presented in the consolidated financial statements and accompanying notes have been retroactively adjusted, where applicable, to reflect the impact of the stock split.

Segment Reporting and Geographic Information

The Company's Chief Executive Officer, as the chief operating decision maker, organizes the Company, manages resource allocations, and measures performance on the basis of one operating segment. All of the Company's long-lived assets are located in the United States and substantially all of the Company's revenue is from customers located in the United States.

Use of Estimates

The preparation of the consolidated financial statements in conformity with GAAP requires management to make estimates and assumptions that affect the reported amounts of assets and liabilities, the disclosure of contingent assets and contingent liabilities at the date of the consolidated financial statements and the reported amounts of revenues and expenses during the reporting period. Actual results could differ from those estimates. The Company's estimates, which are subject to varying degrees of judgment, include the valuation of inventories, sales returns and allowances, allowances for doubtful accounts, valuation of short-term investments, capitalized software, useful lives associated with long-lived assets, incremental borrowing rates associated with leases, valuation allowances with respect to deferred tax assets, accruals and contingencies, recoverability of non-cash marketing credits, recoverability of goodwill and long-lived assets, and the valuation and assumptions underlying stock-based compensation and for the periods prior to the Company's IPO, the fair value of common stock. On an ongoing basis, the Company evaluates its estimates compared to historical experience and trends, which form the basis for making judgments about the carrying value of assets and liabilities.

In March 2020, the World Health Organization declared the outbreak of the novel coronavirus disease ("COVID-19") a pandemic. The full extent to which the outbreak of the COVID-19 pandemic and any COVID-19 variants will impact the Company's business, results of operations and financial condition is still unknown and will depend on future developments, which are uncertain and cannot be predicted, including, but not limited to, the duration and spread of the COVID-19 outbreak and its variants, their severity, the actions to contain the virus and its variants or treat their impact, and how quickly and to what extent normal economic and operating conditions can resume.

In light of the unknown ultimate duration and severity of COVID-19 and the impact of any COVID-19 variants, the Company faces a greater degree of uncertainty than normal in making certain judgments and estimates needed to apply significant accounting policies. The Company assessed certain accounting matters and estimates that generally require consideration of forecasted information in context with the information reasonably available to the Company as of December 31, 2022 and through the date these consolidated financial statements were issued. Management is not aware of any specific event or circumstance that would require an update to estimates or judgments or a revision to the carrying value of assets or liabilities. However, these estimates and judgments may change as new events occur and additional information is obtained, which may result in changes being recognized in the Company's consolidated financial statements in future periods. For example, based on macro trends within our Household and Wellness product category, consumer demand for sanitizing and disinfecting products has decelerated at a more rapid than expected rate as more consumers are vaccinated and retailers continue to manage heavy inventories of sanitization and disinfecting products in stores. The Company recorded an inventory write-down, inclusive of overhead costs and tariffs, of \$4.3 million and \$5.6 million, during the year ended December 31, 2022 and 2021, respectively, relating to certain sanitization and disinfecting products as the amount of inventory was significantly in excess of the decreasing demand. Included in these inventory write-down is \$1.0 million and \$0.7 million of Company earmarked donations of excess sanitization products during the year ended December 31, 2022 and 2021, respectively, which is included in selling, general and administrative expense on the consolidated statements of comprehensive loss. The amount of excess sanitization products donated in future periods may differ from those earmarked for donations. The Company will continue to monitor and evaluate the uncertainty and volatility of these conditions, in particular, the impact on the amount and valuation of the Company's inventory in the future.

Cash and Cash Equivalents

Cash equivalents consist of short-term, highly liquid investments with stated maturities of three months or less from the date of purchase. Cash equivalents comprise amounts invested in money market funds.

Investments

Investments consist of highly liquid investments in debt securities. Investments comprises commercial paper, certificates of deposit, corporate bonds and U.S. government and agency securities, which are classified as available-for-sale investments. The Company includes its available-for-sale investments in current assets because the securities represent investments of cash available for current operations. Available-for-sale investments are recorded at fair value, which is based on quoted market prices for such securities, if available, or is estimated on the basis of quoted market prices of financial instruments with similar

characteristics. Unrealized holding gains and losses are excluded from earnings and are reported as a component of comprehensive loss. Realized gains or losses are recorded in interest and other income (expense), net.

The Company evaluates the potential impairment through review of unrealized losses associated with its investments to determine if the impairment is “temporary” or “other-than-temporary.” A “temporary” unrealized loss is recorded in the accumulated other comprehensive loss component of stockholders’ deficit. Such an unrealized loss does not reduce net income for the applicable accounting period because the loss is not viewed as “other-than-temporary”. If the impairment is determined to be “other-than-temporary” the loss is recorded as an impairment charge in the period any such determination is made. The factors evaluated to differentiate between “temporary” and “other-than-temporary” include the projected future cash flows, credit rating actions, and assessment of the credit quality of the underlying collateral, as well as other factors.

Concentrations

Financial instruments that potentially subject the Company to credit risk consist principally of cash, cash equivalents, short-term investments and accounts receivable. The Company places its cash with high credit quality financial institutions, which typically exceed federally insured limits. The Company invests its excess cash primarily in highly rated money market funds and short-term debt instruments, diversifies its investments and, by policy, invests only in highly rated securities to minimize credit risk.

The Company’s customers that accounted for 10% or more of total accounts receivable, net, were as follows:

	As of December 31,	
	2022	2021
Customer A	44 %	48 %
Customer B	15 %	24 %

The Company’s customers that accounted for 10% or more of total revenue were as follows:

	For the Year Ended December 31,		
	2022	2021	2020
Customer A	31 %	28 %	23 %
Customer B	19 %	22 %	22 %

The Company currently buys all of its diapers from one supplier. Additionally, the Company currently buys substantially all of its wipes from one supplier. Management believes that other suppliers could provide similar products on reasonable terms. A change in suppliers, however, could cause a delay in manufacturing and a possible inventory shortage and loss of revenue, which would adversely affect the Company's operations.

Accounts Receivable

Sales made to consumers through the Company’s Honest.com website are conducted with credit cards, and the Company records its credit card sales in transit as accounts receivable at selling price less applicable deductions. The Company also extends credit in the normal course of business to its third-party ecommerce customers and retailers and performs credit evaluations on a case-by-case basis. The Company does not obtain collateral or other security related to its accounts receivable.

Accounts receivable is presented net of allowances. The Company does not accrue interest on its trade receivables. On a periodic basis, the Company evaluates accounts receivable estimated to be uncollectible, and provides allowances as necessary for doubtful accounts. The allowance for doubtful accounts was \$0.5 million and \$0.2 million, respectively, as of December 31, 2022 and 2021.

Inventories

Inventories consist of finished goods and are stated at the lower of cost or estimated net realizable value. Cost is computed based on weighted average historical costs. The Company allocates certain overhead costs to the carrying value of its finished goods. The carrying value of inventories is reduced for any excess and obsolete inventory. Excess and obsolete inventory reductions are determined based on assumptions about future demand and sales prices, estimates of the impact of competition, and

the age of inventory. If actual conditions are less favorable than those previously estimated by management, additional inventory write-downs could be required.

Property and Equipment, Net

Property and equipment are stated at cost, net of accumulated depreciation and amortization. Repairs and maintenance costs are expensed as incurred. When assets are retired or otherwise disposed of, the cost and the related accumulated depreciation are removed from the respective accounts and any resulting gain or loss is reflected in the consolidated statements of comprehensive loss. Depreciation and amortization are recorded using the straight-line method over the estimated useful lives of the assets as follows:

Machinery and equipment	3-20 years
Computer and office equipment	3-5 years
Capitalized software and website development costs	1-5 years
Furniture and fixtures	3-5 years
Building	40 years
Leasehold improvements	Lesser of the estimated useful life or the remaining lease term

Deferred IPO Costs

Deferred offering costs consisted of costs incurred in connection with the sale of the Company's common stock in its IPO, including certain legal, accounting, and other IPO-related expenses. Immediately upon the completion of the Company's IPO, deferred offering costs of \$5.5 million were reclassified into stockholders' equity from other assets as a reduction from the proceeds of the offering.

Leases

Beginning with the year ended December 31, 2022, the Company accounts for leases in accordance with Accounting Standards Codification No. 842, *Leases* ("ASC 842"). The Company's lease portfolio includes both real estate and non-real estate type leases which are accounted for as either finance or operating leases. Real estate leases generally include office and warehouse facilities and non-real estate leases generally include office equipment and machinery. The Company determines if a contract is or contains a lease at inception. The Company's leases have remaining lease terms of less than one to six years. Renewal options that are deemed reasonably certain are included as part of the lease term for purposes of calculating the right-of-use ("ROU") assets and lease liability. The Company elected the practical expedient to not separate lease and non-lease components, as such non-lease components are included in the calculation of the ROU asset and lease liability and included in the lease expense over the term of the lease. As most of the Company's leases do not contain an implicit interest rate, the Company uses judgement to determine an incremental borrowing rate to use at lease commencement.

Operating lease ROU assets and lease liabilities are recorded on the date the Company takes possession of the leased assets with expense recognized on a straight-line basis over the lease term. Leases with an estimated total term of 12 months or less are not recorded on the balance sheet and the lease expense is recognized on a straight-line basis over the lease term. Deferred rent represented the difference between rent amounts paid and amounts recognized as straight-line expense. The excess of straight-line rent expense over lease payments due was recorded as a deferred rent liability in accrued expenses, for the current portion, and other long-term liabilities, for the noncurrent portion, in the consolidated balance sheets. With the adoption of ASC 842, deferred rent is no longer recorded. As of December 31, 2021, the Company recorded deferred rent liabilities of \$1.0 million in accrued expenses and \$7.4 million in other long-term liabilities. Generally, the Company's lease agreements do not contain material residual value guarantees or material restrictive covenants.

Capitalized Software and Website Development Costs

The Company accounts for its internal-use software costs and website development costs in accordance with ASC No. 350-40, *Internal-Use Software*, and ASC No. 350-50, *Website Development Costs*, respectively. The Company capitalizes costs to purchase and develop its websites and internal-use software and amortizes such costs on a straight-line basis over the estimated useful life of the software once it is available for its intended use. Capitalization of internal-use costs begins when the preliminary project stage is completed, management with the relevant authority authorizes and commits to the funding of the project, and it is probable that the project will be completed and will be used to perform the function intended. Capitalization of these costs ceases once the project is substantially complete and the software is ready for its intended purpose. Capitalized internal-use software and

website development costs, including purchased software, is recorded in property and equipment, net in the consolidated balance sheets.

For cloud-computing service arrangements, the Company capitalizes implementation costs consistent with internal-use software costs. Such capitalized costs are included within prepaid expenses and other current assets, for the current portion, and other assets, for the noncurrent portion, in the consolidated balance sheets and are expensed on a straight-line basis over the term of the service arrangement as selling, general and administrative expense. Capitalized implementation costs from cloud computing service arrangements was \$1.0 million, net of \$1.8 million of accumulated amortization as of December 31, 2022 and \$0.9 million, net of \$1.2 million of accumulated amortization as of December 31, 2021.

Goodwill

Goodwill represents the excess of purchase price over the fair value of net assets acquired in a business combination. Goodwill is not amortized but evaluated for impairment at least annually at the reporting unit level or whenever events or changes in circumstances indicate that the value may not be recoverable. Events or changes in circumstances which could trigger an impairment review include significant adverse changes in legal factors or in the business climate, an adverse action or assessment by a regulator, unanticipated competition, a loss of key personnel, significant changes in the manner in which the Company uses the acquired assets or the strategy for the Company's overall business, significant industry or economic trends, or significant underperformance relevant to expected historical or projected future results of operations.

Goodwill is assessed for possible impairment by performing a qualitative analysis to determine if it is more likely than not that the fair value of a reporting unit is less than its carrying amount. If, after assessing the totality of events or circumstances, the Company determines it is not more likely than not that the fair value of a reporting unit is less than its carrying amount, then additional impairment testing is not required. However, if the Company concludes otherwise, then the Company is required to perform the first of a two-step impairment test.

The first step involves comparing the estimated fair value of a reporting unit with its respective book value, including goodwill. If the estimated fair value exceeds book value, goodwill is considered not to be impaired and no additional steps are necessary. If, however, the fair value of the reporting unit is less than its book value, then the carrying amount of the goodwill is compared with its implied fair value. The estimate of implied fair value of goodwill may require valuations of certain internally generated and unrecognized intangible assets. If the carrying amount of goodwill exceeds the implied fair value of that goodwill, an impairment loss is recognized in an amount equal to the excess. The Company tests goodwill for impairment annually at October 31. The Company performed its annual goodwill impairment test as of October 31, 2022 and no impairment was identified.

Intangible Assets, Net

Intangible assets are stated at cost, net of accumulated amortization. Intangible assets consist of tradenames and domain names. Tradenames and domain names are amortized on a straight-line basis, which approximates the pattern in which the economic benefits are consumed, over the estimated useful lives of the assets of 15 years.

Impairment of Long-Lived Assets

The Company assesses the carrying value of its long-lived assets, consisting primarily of property and equipment and intangible assets, when there is evidence that events or changes in circumstances indicate that the carrying value of an asset or group of assets may not be recoverable. Such events or changes in circumstances may include a significant decrease in the market price of a long-lived asset, a significant change in the extent or manner in which an asset is used, a significant change in legal factors or in the business climate, a significant deterioration in the amount of revenue or cash flows expected to be generated from a group of assets, a current expectation that, more likely than not a long-lived asset will be sold or otherwise disposed of significantly before the end of its previously estimated useful life, or any other significant adverse change that would indicate that the carrying value of an asset or group of assets may not be recoverable. The Company performs impairment testing at the asset group level that represents the lowest level for which identifiable cash flows are largely independent of the cash flows of other assets and liabilities. If events or changes in circumstances indicate that the carrying amount of an asset group may not be recoverable and the expected undiscounted future cash flows attributable to the asset group are less than the carrying amount of the asset group, an impairment loss equal to the excess of the asset's carrying value over its fair value is recorded.

Income Taxes

Income taxes are accounted for using an asset and liability approach that requires the recognition of deferred tax assets and liabilities for the expected future tax consequences of events that have been included in the consolidated financial statements. Under this method, deferred tax assets and liabilities are determined based on the differences between the financial statement and

tax basis of assets and liabilities and are measured using enacted tax rates in effect for the year in which the differences are expected to reverse. The effect of a change in tax rates or tax law on deferred tax assets and liabilities is recognized in income in the period that includes the enactment date.

A valuation allowance is provided on deferred tax assets when it is determined that it is more likely than not that some portion or all of the net deferred tax assets will not be realized.

The Company recognizes the tax benefit from uncertain tax positions only if it is more likely than not that the tax positions will be sustained on examination by the tax authorities, based on the technical merits of the position. The tax benefit is measured based on the largest benefit that has a greater than 50% likelihood of being realized upon ultimate settlement. The Company recognizes interest and penalties related to income tax matters in income tax expense.

Foreign Currency Transactions

The Company records foreign currency gains or losses in other income, net in the consolidated statements of comprehensive loss, related to transactions denominated in currencies other than the U.S. dollar. During the years ended December 31, 2022, 2021 and 2020, realized and unrealized foreign currency (losses) and gains, net were \$(0.2) million, \$(0.1) million and \$0.1 million, respectively.

Contingent Liabilities

If a potential loss contingency is considered probable, and the amount can be reasonably estimated, the Company accrues a liability for an estimated loss. If the reasonable estimate of the loss is a range and no amount within the range is a better estimate, the minimum amount of the range is recorded as a liability. The Company does not accrue for contingent losses that, in its judgment, are considered to be reasonably possible. However, if the Company determines that a contingent loss is reasonably possible and the loss or range of loss can be estimated, the Company discloses the possible loss in the consolidated financial statements. Legal costs are expensed as incurred.

Stock-Based Compensation

The Company recognizes stock-based compensation expense for employees and non-employees based on the grant-date fair value of stock award over the applicable service period. For awards that vest based on continued service, stock-based compensation cost is recognized on a straight-line basis over the requisite service period, which is generally the vesting period of the awards. For awards with performance vesting conditions, stock-based compensation cost is recognized on a graded vesting basis over the requisite service period when it is probable the performance condition will be achieved. The grant date fair value of restricted stock awards that contain service vesting conditions is estimated based on the fair value of the underlying shares on grant date, with a cumulative adjustment for the portion of the service period that occurred for the period prior to the performance condition becoming probable of being achieved.

For awards that contain service, performance or a combination of both vesting conditions, the grant date fair value of restricted stock award is estimated based on the fair value of the underlying shares on grant date while the Black-Scholes option-pricing model is used to estimate the grant date fair value of stock option awards.

For stock option awards that contain service, performance and market vesting conditions, where the performance condition is an initial public offering or a change in control event, performance condition is not probable of being achieved for accounting purposes until the event occurs. Thereafter, stock-based compensation expense is recognized when the event occurs even if the market condition was not or is not achieved, provided the employee continues to satisfy the service condition.

The Monte Carlo simulation model is used to estimate the fair value of stock options that have market vesting conditions. Determining the fair value of stock option awards requires judgment and the assumptions used in the option-pricing models require the input of subjective assumptions which are as follows:

- *Fair value* - Prior to the Company's IPO, the fair value of the common stock underlying the Company's stock-based awards was determined by the Company's Board of Directors (the "Board"). The Company's Board determined the common stock fair value at the stock option grant date by considering several objective and subjective factors, including the price paid for its common and preferred stock, actual and forecasted operating and financial performance, market conditions and performance of comparable publicly traded companies, developments and milestones within the Company, the rights, preferences, and privileges of its common and preferred stock, and the likelihood of achieving a liquidity event. Subsequent to the Company's IPO, the fair value of the Company's common stock is determined based on the closing stock price on the date of grant.

- *Expected volatility* - Expected volatility is based on historical volatilities of a publicly traded peer group based on weekly price observations over a period equivalent to the expected term of the stock option grants.
- *Expected term* - For stock options with only service vesting conditions the expected term is determined using the simplified method, which estimates the expected term using the contractual life of the option and the vesting period. For stock options with performance or market conditions, the term is estimated in consideration of the time period expected to achieve the performance or market condition, the contractual term of the award, and estimates of future exercise behavior.
- *Risk-free interest rate* - The risk-free interest rate is based on the U.S. Treasury yield of treasury bonds with a maturity that approximates the expected term of the options.
- *Expected dividend yield* - The dividend yield is based on the Company's current expectations of dividend payouts. The Company has never declared or paid any cash dividends on its common stock, and the Company does not anticipate paying any cash dividends in the foreseeable future.

The determination of stock-based compensation cost is inherently uncertain and subjective and involves the application of valuation models and assumptions requiring the use of judgment. If the Company had made different assumptions, its stock-based compensation expense and its net loss could have been significantly different.

New shares are issued from authorized shares of common stock upon the exercise of stock options.

Fair Value Measurements

Fair value is defined as the price that would be received to sell an asset or paid to transfer a liability in an orderly transaction between market participants at the measurement date. The Company uses the following hierarchy in measuring the fair value of the Company's assets and liabilities, focusing on the most observable inputs when available:

Level 1 - Quoted prices in active markets for identical assets or liabilities.

Level 2 - Observable inputs other than Level 1 quoted prices, such as quoted prices for similar assets and liabilities in active markets, quoted prices in markets that are not active for identical or similar assets and liabilities, or other inputs that are observable or can be corroborated by observable market data for substantially the full term of the assets or liabilities.

Level 3 - Valuations are based on inputs that are unobservable and significant to the overall fair value measurement of the assets or liabilities. Inputs reflect management's best estimate of what market participants would use in pricing the asset or liability at the measurement date. Consideration is given to the risk inherent in the valuation technique and the risk inherent in the inputs to the model.

Fair value is based on quoted market prices, if available. If listed prices or quotes are not available, fair value is based on internally developed models that primarily use market-based or independently sourced market parameters as inputs. Cash equivalents, consisting primarily of money market funds, represent highly liquid investments with maturities of three months or less at purchase. Market prices, which are Level 1 in the fair value hierarchy, are used to determine the fair value of the money market funds. Investments in debt securities are measured using broker provided indicative prices developed using observable market data, which are considered Level 2 in the fair value hierarchy. Certain assets, including long-lived assets, goodwill and intangible assets are also subject to measurement at fair value on a non-recurring basis if they are deemed to be impaired as a result of an impairment review. The fair value is measured using Level 3 inputs in the fair value hierarchy.

Revenue Recognition

The Company sells its products through digital and retail sales channels in the following product categories: Diapers and Wipes, Skin and Personal Care, and Household and Wellness. The digital sales channel includes direct-to-consumer sales through the Company's website and sales to third-party ecommerce customers, who resell the Company's products through their own online platforms. The retail sales channel includes sales to traditional brick and mortar retailers, who may also resell the Company's products through their own online platforms.

The Company accounts for revenue contracts with customers by applying the following steps in accordance with ASC No. 606, *Revenue from Contracts with Customers*:

- Identification of the contract, or contracts, with a customer
- Identification of the performance obligations in the contract
- Determination of the transaction price

- Allocation of the transaction price to the performance obligations in the contract
- Recognition of revenue when, or as, the Company satisfies a performance obligation

The Company elected as an accounting policy to record all shipping and handling costs as fulfillment costs. The Company accrues the cost of shipping and handling and recognizes revenue and costs at the point in time that control of the goods transfers to the customer.

Direct-to-Consumer

For direct sales to the consumer through the Company's website, the Company's performance obligation consists of the sale of finished goods to the consumer. Consumers may purchase products at any time or enter into subscription arrangements. Consumers place orders online in accordance with the Company's standard terms and conditions and authorize payment when the order is placed. Credit cards are charged at the time of shipment. For subscription arrangements, consumers sign up to receive products on a periodic basis. Subscriptions are cancellable at any time without penalty, and no amounts are collected from the consumer until products are shipped. Revenue is recognized when transfer of control to the consumer takes place which is when the product is delivered to the carrier. Sales taxes collected from consumers are accounted for on a net basis and are excluded from revenue.

Consumers may purchase gift cards, which are recorded as deferred revenue at the time of purchase. The Company recognizes revenue when these gift cards are redeemed for products and the revenue recognition criteria as described above have been met. For the year ended December 31, 2022 and 2021, revenue recognized from the use of gift cards was \$0.8 million and \$0.9 million, respectively. For the year ended December 31, 2020 revenue recognized from the use of gift cards was not material. As of December 31, 2022 and 2021, deferred revenue related to gift card purchases was \$0.8 million and \$0.7 million, respectively.

Retail and Third-Party Ecommerce

For retail and third-party ecommerce sales, the Company's performance obligation consists of the sale of finished goods to retailers and third-party ecommerce customers. Revenue is recognized when control of the promised goods is transferred to those customers at time of shipment or delivery, depending on the contract terms. After the completion of the performance obligation, the Company has the right to consideration as outlined in the contract. Payment terms vary among the retail and third-party ecommerce customers although terms generally include a requirement of payment within 30 to 45 days of product shipment.

Sales Returns and Allowances

For direct-to-consumer, retail, and third-party ecommerce sales, the Company records estimated sales returns in the same period that the related revenue is recorded. The Company uses the expected value method to estimate returns, taking into consideration assumptions of demand based on historical data and historical returns rates. When estimating returns, the Company also considers future business initiatives and relevant anticipated future events. Estimated sales returns and ultimate losses may vary from actual results, which could be material to the consolidated financial statements. The estimated sales returns allowance is recorded as a reduction of revenue.

For direct-to-consumer, retail and third-party ecommerce sales, the Company offers credits in the form of discounts, which are recorded as reductions in revenue and are allocated to products on a relative basis based on their respective standalone selling price.

For retail and third-party ecommerce sales, the Company routinely commits to one-time or ongoing sales incentive programs with its customers that may require the Company to estimate and accrue the expected costs of such programs, including trade promotion activities and contractual allowances. The Company records these programs as a reduction to revenue unless it receives a distinct benefit in exchange for credits claimed by the customer and can reasonably estimate the fair value of the benefit received, in which case the Company records it as a marketing expense. The Company recognizes a liability or a reduction to accounts receivable, and reduces revenue based on the estimated amount of credits that will be claimed by customers. An allowance is recorded as a reduction to accounts receivable if the customer can deduct the program amount from outstanding invoices.

Estimates for these sales incentive programs are developed using the most likely amount and are included in the transaction price to the extent that a significant reversal of revenue would not result once the uncertainty is resolved. In developing its estimate, the Company uses historical analysis and contractual rates in determining the accruals for these activities. The Company also considers the susceptibility of the incentive to outside influences, the length of time until the uncertainty is

resolved and the Company's experience with similar contracts. Judgment is required to determine the timing and amount of recognition of sales incentive program accruals which the Company estimates based on past practice with similar arrangements.

The following table summarizes the changes in the allowance for sales incentive programs for retail and third-party ecommerce customers:

<i>(In thousands)</i>	For the year ended December 31,		
	2022	2021	2020
Beginning balance	\$ 6,494	\$ 8,207	\$ 8,428
Charged to revenue	48,962	47,290	35,465
Charged to selling, general and administrative expense	550	—	—
Charged to marketing expense	12,541	16,150	10,906
Utilization of accrual for trade promotions	(61,954)	(65,153)	(46,592)
Reclassification to prepaid expenses and other current assets/accrued expenses	(197)	—	—
Ending balance	<u>\$ 6,396</u>	<u>\$ 6,494</u>	<u>\$ 8,207</u>

At December 31, 2022 and 2021, \$5.8 million and \$6.1 million, respectively, of the ending allowance balances were recorded as a reduction to accounts receivable.

Contract Assets

There are no material assets related to incremental costs to obtain or fulfill customer contracts.

Cost of Revenue

Cost of revenue includes the purchase price of merchandise sold to customers, inbound and outbound shipping and handling costs, freight and duties, shipping and packaging supplies, credit card processing fees and warehouse fulfillment costs incurred in operating and staffing warehouses, including rent. Cost of revenue also includes depreciation and amortization, allocated overhead and direct and indirect labor for warehouse personnel.

Selling, General and Administrative

Selling, general and administrative expenses consist primarily of personnel costs, principally for our selling and administrative functions. These include personnel-related expenses, including salaries, bonuses, benefits and stock-based compensation expense. Selling, general and administrative expenses also include technology expenses, professional fees, facility costs, including insurance, utilities and rent relating to our headquarters, depreciation and amortization, and overhead costs.

Marketing

Marketing expenses includes costs related to the Company's branding initiatives, retail customer marketing activities, point of purchase displays, targeted online advertising through sponsored search, display advertising, email marketing campaigns, market research, content production and other public relations and promotional initiatives.

Advertising costs are expensed as incurred. Media production costs are expensed the first time the advertisement is aired. Deferred advertising costs consist mainly of point of purchase displays that are specifically branded for the Company's products and provided to retailers in order to facilitate the marketing of the Company's products within retail stores. The point of purchase display costs are capitalized as deferred advertising costs and charged to marketing expense over the expected period of benefit, which generally ranges from one to three years. As of December 31, 2022 and 2021, the current portion of deferred advertising costs was \$1.6 million and \$1.0 million, respectively, which is included in prepaid expenses and other current assets. As of December 31, 2022 and 2021, the noncurrent portion of deferred advertising costs was immaterial and \$0.1 million, respectively, which is included in other assets. Advertising expense was \$44.8 million, \$49.2 million and \$41.1 million for the years ended December 31, 2022, 2021 and 2020, respectively.

Research and Development

Research and development expenses relate to costs incurred for the development of new products, improvement in the quality of existing products and the development and implementation of new technologies to enhance the quality and value of products. Research and development expenses consist primarily of personnel-related expenses, including salaries, bonuses, benefits and stock-based compensation expense. Research and development expenses also include allocated depreciation and amortization and overhead costs. The Company expenses research and development costs in the period they are incurred.

Recent Accounting Pronouncements

As an “emerging growth company,” the Jumpstart Our Business Startups Act, allows the Company to delay adoption of new or revised accounting pronouncements applicable to public companies until such pronouncements are made applicable to private companies. The Company has elected to use the adoption dates applicable to private companies. As a result, the Company’s financial statements may not be comparable to the financial statements of issuers who are required to comply with the effective date for new or revised accounting standards that are applicable to public companies.

Recently Adopted Accounting Pronouncements

In February 2016, the Financial Accounting Standards Board (the "FASB") issued Accounting Standards Update ("ASU") No 2016-02, *Leases (Topic 842)*, as subsequently amended, collectively codified under Topic 842. Topic 842 requires lessees to recognize on the balance sheet assets and liabilities for leases with lease terms of more than twelve months. Consistent with current GAAP, the recognition, measurement, and presentation of expenses and cash flows arising from a lease by a lessee primarily will depend on its classification as a finance or operating lease. However, unlike prior guidance which requires only capital leases to be recognized on the balance sheet, the new ASU requires both types of leases to be recognized on the balance sheet. ASU 2016-02 was effective for public business entities for fiscal years beginning after December 15, 2018. In June 2020, FASB issued ASU No. 2020-05, *Revenue from Contracts with Customers (Topic 606) and Leases (Topic 842) – Effective Dates for Certain Entities*, which extended the effective date of this guidance for certain non-public entities for fiscal years beginning after December 15, 2021, and interim periods within fiscal years beginning after December 15, 2022, with early adoption permitted.

The Company adopted this guidance on January 1, 2022 on a modified retrospective basis under ASU 2018-11. As such, prior periods were not respectively adjusted. The Company also elected the package of practical expedients to leases that commenced before the effective date whereby the Company elected to not reassess the following:

- (i) whether any expired or existing contracts contain leases;
- (ii) the lease classification for any expired or existing leases; and
- (iii) initial direct costs for any existing leases.

The Company made an accounting policy election to not recognize lease assets and lease liabilities for leases in all asset classes with lease terms less than twelve months. The Company recognizes lease expense for such leases generally on a straight-line basis over the lease term. The Company also elected to combine lease and non-lease components on its leases into a single lease component.

Upon adoption of this guidance on January 1, 2022, the Company recognized \$36.1 million in right of use assets ("ROU"), and corresponding lease liabilities of \$37.5 million, net of the current portion of lease liability of \$7.0 million, on its consolidated balance sheet. In addition, the Company recognized a decrease to assets and liabilities of \$37.6 million and \$38.4 million, respectively, and a decrease to the beginning accumulated deficit of \$0.8 million, as a result of the derecognition of its build-to-suit arrangement that was reassessed to be an operating lease under the new guidance. The adoption of this guidance did not have a material impact on the Company's consolidated statements of comprehensive loss or the consolidated statements of cash flows. Refer to Note 16, "Leases" included in these consolidated financial statements for more information on leases.

In December 2019, the FASB issued ASU No. 2019-12, *Income Taxes (Topic 740): Simplifying the Accounting for Income Taxes ("ASC 740")*. This standard simplifies the accounting for income taxes by removing certain exceptions to the general principles in ASC 740 as well as by improving consistent application of the topic by clarifying and amending existing guidance. For public business entities, the ASU is effective for fiscal years, and interim periods within those fiscal years, beginning after December 15, 2020. For all other entities, the ASU is effective for fiscal years beginning after December 15, 2021, and interim periods within fiscal years beginning after December 15, 2022. An entity that elects to early adopt the amendments in an interim period should reflect any adjustments as of the beginning of the annual period that includes that interim period. Additionally, an entity that elects early adoption must adopt all the amendments in the same period. The adoption of ASC 740 did not have a material impact on the Company’s consolidated financial statements.

Recently Issued Accounting Pronouncements – Not Yet Adopted

In June 2016, the FASB issued ASU No. 2016-13, *Financial Instruments Credit Losses (Topic 326): Measurement of Credit Losses on Financial Instruments*, to amend the accounting for credit losses for certain financial instruments. This guidance replaces the incurred loss impairment methodology with a methodology that reflects expected credit losses. In November 2019, FASB issued ASU No. 2019-10 which delayed the effective dates of the guidance. This guidance is effective for public business

entities that meet the definition of an SEC filer, excluding entities eligible to be smaller reporting companies (“SRC”) for fiscal years beginning after December 15, 2019 and all other entities for fiscal years beginning after December 15, 2022, including interim periods within those fiscal years. Early adoption is permitted for fiscal years beginning after December 15, 2018, including interim periods within those fiscal years. The Company does not expect the adoption of ASC 326 to have a material impact on the Company’s consolidated financial statements.

3. Revenue

Disaggregation of Revenue

Revenue by sales channel:

	For the year ended December 31,		
	2022	2021	2020
<i>(In thousands)</i>			
Digital	\$ 141,403	\$ 157,546	\$ 166,733
Retail	172,248	161,093	133,789
Total revenue	<u>\$ 313,651</u>	<u>\$ 318,639</u>	<u>\$ 300,522</u>

Revenue by product category:

	For the year ended December 31,		
	2022	2021	2020
<i>(In thousands)</i>			
Diapers and Wipes	\$ 200,429	\$ 200,923	\$ 188,452
Skin and Personal Care	89,316	101,697	79,542
Household and Wellness	23,906	16,019	32,528
Total revenue	<u>\$ 313,651</u>	<u>\$ 318,639</u>	<u>\$ 300,522</u>

Non-Monetary Transactions

During the years ended December 31, 2022 and 2021, the Company entered into trade agreements with a vendor to exchange excess inventory for future marketing and transportation credits. The Company recognized revenue reflecting the fair value of the marketing and transportation credits, with the corresponding asset included in prepaid expenses and other current assets and other assets in the accompanying consolidated balance sheets. The Company may use the marketing and transportation credits over four years from the date of the respective agreement, with an option to extend for another two years if agreed upon by both parties. For the years ended December 31, 2022 and 2021, the Company recognized \$3.2 million and \$4.2 million, respectively, of revenue and \$1.7 million and \$2.2 million, respectively, of associated cost of revenue based on timing of delivery of goods. The Company assesses the recoverability of the marketing and transportation credits periodically. Factors considered in evaluating the recoverability include management’s history of credit usage and future plans with respect to advertising, freight and other services for which these credits can be used. Any impairment losses are charged to operations as they become determinable. During the years ended December 31, 2022 and 2021, the Company recorded no impairment losses related to these credits and used an aggregate of \$1.4 million and \$0.4 million, respectively, of credits.

4. Intangible Assets, Net

Intangible assets consisted of the following:

	As of December 31, 2022		
	Gross Carrying Amount	Accumulated Amortization	Intangible Assets, Net
<i>(in thousands)</i>			
Tradenames	\$ 770	\$ (489)	\$ 281
Domain names	287	(198)	89
Total intangible assets, net	<u>\$ 1,057</u>	<u>\$ (687)</u>	<u>\$ 370</u>

	As of December 31, 2021		
	Gross Carrying Amount	Accumulated Amortization	Intangible Assets, Net
<i>(in thousands)</i>			
Tradenames	\$ 770	\$ (438)	\$ 332
Domain names	287	(179)	108
Total intangible assets, net	<u>\$ 1,057</u>	<u>\$ (617)</u>	<u>\$ 440</u>

As of December 31, 2022 and 2021, the weighted average remaining useful lives for tradenames and domain names was 6.2 years and 4.8 years, respectively, and 7.1 years and 5.8 years, respectively.

Amortization expense was \$0.1 million for each of the years ended December 31, 2022, 2021 and 2020, respectively. Estimated future amortization expense for each of the following five years ending December 31 and thereafter is as follows:

<i>(in thousands)</i>		
2023		\$ 70
2024		70
2025		70
2026		70
2027		70
Thereafter		20
		<u>\$ 370</u>

5. Property and Equipment, Net

Property and equipment consisted of the following:

	As of December 31,	
	2022	2021
<i>(in thousands)</i>		
Machinery and equipment	\$ 12,198	\$ 12,064
Computer and office equipment	1,794	1,461
Capitalized software	5,989	4,906
Furniture and fixtures	4,334	4,304
Leasehold improvements	15,839	15,839
Building ⁽¹⁾	—	42,146
	<u>40,154</u>	<u>80,720</u>
Accumulated depreciation and amortization	(25,827)	(27,768)
Total property and equipment, net	<u>\$ 14,327</u>	<u>\$ 52,952</u>

(1) As part of the adoption of ASC 842 the build-to-suit arrangement was derecognized.

For each of the years ended December 31, 2022, 2021 and 2020, depreciation of equipment under capital lease obligations was \$0.3 million, \$0.4 million and \$0.3 million, respectively. See Note 2 "Summary of Significant Accounting Policies" and Note 16 "Leases" for more information on the adoption of ASC 842.

Total depreciation and amortization expense for property and equipment, inclusive of depreciation expense for equipment under capital lease obligations consisted of the following:

	For the year ended December 31,		
	2022	2021	2020
<i>(In thousands)</i>			
Cost of revenues	\$ 1,013	\$ 2,198	\$ 2,295
Research and development	195	186	251
Selling, general and administrative	1,474	1,697	2,237
Total depreciation and amortization expense	<u>\$ 2,682</u>	<u>\$ 4,081</u>	<u>\$ 4,783</u>

6. Investments

As of December 31, 2022 and 2021, all investments in debt securities are classified as available-for-sale investments. All investments are reported within current assets because the securities represent investments of cash available for current operations. As of December 31, 2022 and 2021, the Company held \$5.7 million and \$36.4 million, respectively, of investments with contractual maturities of less than one year. As of December 31, 2022, the Company did not have any investments with contractual maturities between one and two years. As of December 31, 2021, the Company held \$6.0 million of investments with contractual maturities between one and two years. Available-for-sale investments are recorded at fair value, and unrealized holding gains and losses are recorded as a component of other comprehensive income (loss).

The following table summarizes the Company's available-for-sale investments:

	As of December 31, 2022			
	Cost or Amortized Cost	Gross Unrealized Gains	Gross Unrealized Losses	Total Estimated Fair Value
<i>(In thousands)</i>				
Corporate bonds	\$ 3,216	\$ —	\$ (24)	\$ 3,193
Commercial paper	582	—	—	582
Certificates of deposit	1,884	—	(9)	1,875
Total investments	<u>\$ 5,682</u>	<u>\$ —</u>	<u>\$ (33)</u>	<u>\$ 5,650</u>

	As of December 31, 2021			
	Cost or Amortized Cost	Gross Unrealized Gains	Gross Unrealized Losses	Total Estimated Fair Value
<i>(In thousands)</i>				
Corporate bonds	\$ 18,605	\$ —	\$ (28)	\$ 18,577
Certificates of deposit	17,099	—	(5)	17,095
U.S. government and agency securities	6,725	—	(9)	6,716
Total investments	<u>\$ 42,429</u>	<u>\$ —</u>	<u>\$ (42)</u>	<u>\$ 42,388</u>

Realized gains and losses on investments in debt securities for the years ended December 31, 2022, 2021 and 2020 were immaterial.

7. Fair Value Measurements

Financial assets measured and recorded at fair value on a recurring basis consist of the following as of:

	December 31, 2022			
	Level 1	Level 2	Level 3	Total
<i>(In thousands)</i>				
Cash equivalents				
Money market funds	\$ 9,595	\$ —	\$ —	\$ 9,595
Total cash equivalents	9,595	—	—	9,595
Short-term investments				
Corporate bonds	—	3,193	—	3,193
Commercial paper	—	582	—	582
Certificates of deposit	—	1,875	—	1,875
Total short-term investments	—	5,650	—	5,650
Total	<u>\$ 9,595</u>	<u>\$ 5,650</u>	<u>\$ —</u>	<u>\$ 15,245</u>

	December 31, 2021			
	Level 1	Level 2	Level 3	Total
<i>(In thousands)</i>				
Cash equivalents				
Money market funds	\$ 29,411	\$ —	\$ —	\$ 29,411
Total cash equivalents	29,411	—	—	29,411
Short-term investments				
Corporate bonds	—	18,577	—	18,577
Certificates of deposit	—	17,095	—	17,095
U.S. government and agency securities	—	6,716	—	6,716
Total short-term investments	—	42,388	—	42,388
Total	<u>\$ 29,411</u>	<u>\$ 42,388</u>	<u>\$ —</u>	<u>\$ 71,799</u>

The carrying amounts for the Company's cash equivalents, accounts receivable, accounts payable, and accrued expenses approximate fair value due to their short maturities.

8. Credit Facilities

2021 Credit Facility

In April 2021, the Company entered into a first lien credit agreement ("2021 Credit Facility"), with JPMorgan Chase Bank, N.A., as administrative agent and lender, and the other lenders party thereto, which provided for a \$35.0 million revolving credit facility that matures on April 30, 2026. The 2021 Credit Facility included a subfacility that provided for the issuance of letters of credit in an amount of up to \$10.0 million at any time outstanding, which reduced the amount available under the 2021 Credit Facility. As of December 31, 2022 and 2021, there were outstanding standby letters of credit of \$4.8 million and \$6.3 million, respectively, related to lease obligations with \$30.2 million and \$28.7 million, respectively, available to be drawn upon. The 2021 Credit Facility was subject to customary fees for loan facilities of this type, including a commitment fee based on the average daily undrawn portion of the revolving credit facility. The Company recognized the commitment fee as incurred in interest and other expense, net in the consolidated statements of comprehensive loss. For the year ended December 31, 2022 and 2021, the commitment fee incurred was immaterial. The interest rate applicable to the 2021 Credit Facility was, at the Company's option, either (a) the LIBOR (or a replacement rate established in accordance with the terms of the 2021 Credit Facility) (subject to a 0.00% LIBOR floor), plus a margin of 1.50% or (b) the CB floating rate minus a margin of 0.50%. The CB floating rate is the higher of (a) the Wall Street Journal prime rate and (b)(i) 2.50% plus (ii) the adjusted LIBOR rate for a one-month interest period. As of December 31, 2022 and 2021, there was no outstanding balance under the 2021 Credit Facility. Refer to Note 17, "Subsequent Events" included in these consolidated financial statements for more information on the termination of the 2021 Credit Facility, which was replaced with a new revolving credit facility.

The 2021 Credit Facility contained covenants that restrict, among other things, the Company's ability to sell assets, make investments and acquisitions, make capital expenditures, grant liens, pay dividends and make certain other restricted payments. The Company was also subject to certain affirmative and negative covenants including the requirement that it maintains a total net

leverage ratio of not more than 3.50:1.00 during the periods set forth in the 2021 Credit Facility. Failure to do so, unless waived by the lenders under the 2021 Credit Facility pursuant to its terms, as amended, would have resulted in an event of default under the 2021 Credit Facility. As of December 31, 2022, the Company was in compliance with the covenants under the 2021 Credit Facility.

9. Accrued Expenses

Accrued expenses consisted of the following:

	As of December 31,	
	2022	2021
<i>(In thousands)</i>		
Payroll and payroll related expenses ⁽¹⁾	\$ 6,790	\$ 2,497
Accrued inventory purchases	17,050	8,838
Accrued returns	318	1,455
Accrued rent ⁽²⁾	7,688	—
Other accrued expenses	6,164	6,213
Total accrued expenses	<u>\$ 38,010</u>	<u>\$ 19,003</u>

(1) Includes \$4.3 million of CEO transition related expense.

(2) Represents short-term operating lease liabilities upon adoption of ASC 842. Refer to Note 16, "Leases" included in these consolidated financial statements for more information on leases.

10. Redeemable Convertible Preferred Stock and Stockholders' Deficit

Immediately prior to the completion of the IPO, the Company filed an Amended and Restated Certificate of Incorporation, which authorized a total of 1,000,000,000 shares of common stock and 20,000,000 shares of preferred stock. Upon the filing of the Amended and Restated Certificate of Incorporation, 49,100,928 shares of the Company's redeemable convertible preferred stock then outstanding with a carrying value of \$376.4 million were automatically converted into 49,649,023 shares of the Company's common stock. Upon completion of the IPO, the Company recognized a gain on extinguishment of the redeemable convertible preferred stock for earnings per share purposes of \$29.0 million from the conversion of redeemable convertible preferred stock to common stock. Following the completion of the IPO, the Company has one class of authorized and outstanding common stock.

The following table summarizes the Company's redeemable convertible preferred stock information as of December 31, 2020:

	Authorized Shares	Issued and Outstanding Shares	Carrying Value	Liquidation Preference
Series A Redeemable Convertible Preferred Stock	11,347,518	11,347,518	\$ 6,000	\$ 6,000
Series A-1 Redeemable Convertible Preferred Stock	11,554,016	11,554,016	20,796	21,000
Series B Redeemable Convertible Preferred Stock	4,551,572	4,551,572	42,106	50,000
Series C Redeemable Convertible Preferred Stock	5,174,204	5,174,204	90,586	100,000
Series D Redeemable Convertible Preferred Stock	4,545,944	4,454,624	101,239	101,911
Series E Redeemable Convertible Preferred Stock	6,918,204	6,918,204	67,685	67,815
Series F Redeemable Convertible Preferred Stock	5,100,790	5,100,790	47,992	50,000
Total	<u>49,192,248</u>	<u>49,100,928</u>	<u>\$ 376,404</u>	<u>\$ 396,726</u>

Shares Available for Issuance

Immediately prior to the completion of the IPO, the Company filed an Amended and Restated Certificate of Incorporation, which authorized a total of 1,000,000,000 shares of common stock and 20,000,000 shares of preferred stock.

As of December 31, 2021, there were no shares of Series A, Series A-1, Series B, Series C, Series D, Series E, or Series F redeemable convertible preferred stock available for issuance. As of December 31, 2020, the number of common shares available for issuance under the Company's amended certificate of incorporation were as follows:

Authorized number of common shares	110,000,000
Common shares outstanding	(34,089,186)
Stock awards outstanding under the 2011 Plan	(18,038,042)
Stock awards available for grant under the 2011 Plan	(2,595,078)
Reserve for the conversion of preferred stock	(49,100,928)
Available for issuance	<u>6,176,766</u>

11. Commitments and Contingencies

Litigation

From time to time, the Company is subject to various claims and contingencies which are in the scope of ordinary and routine litigation incidental to its business, including those related to regulation, business transactions, employee-related matters and taxes, among others. When the Company becomes aware of a claim or potential claim, the likelihood of any loss or exposure is assessed. If it is probable that a loss will result and the amount or range of the loss can be reasonably estimated, the Company records a liability for the loss and discloses the possible loss in the consolidated financial statements. Legal costs are expensed as incurred.

On September 17, 2019, the Nevada Department of Taxation (the “Department”) issued a Deficiency Notice against the Company to initiate administrative legal proceedings before the Department for the alleged non-compliance with employee retention requirements provided in exchange for tax benefits in establishing the Company’s Las Vegas distribution center in a December 2016 Abatement Agreement the Company had executed with the State of Nevada via its Governor’s Office of Economic Development. The Company has denied the allegations. An administrative hearing was held in the matter on January 15, 2021. On June 9, 2021 the court upheld the Department's Deficiency Notice against the Company in its entirety. The loss resulting from this matter was \$0.7 million including penalties and interest, for which the Company has paid \$0.6 million as of December 31, 2021. During the year ended December 31, 2021, the Company recorded interest expense of \$0.1 million in interest and other expense, net on the consolidated statements of comprehensive loss. The Company filed its Notice of Appeal on July 1, 2021 and its opening brief on January 28, 2022. The Department filed its answering brief on March 4, 2022 and the Company filed its reply brief on March 23, 2022. The Nevada Tax Commission heard the appeal on May 2, 2022. The Nevada Tax Commission upheld the Company's appeal and overturned the Department's Deficiency Notice. The Company submitted a refund request for the taxes and interest paid, following the Department's June 9, 2021 decision, that were subject to abatement under the December 2016 Abatement Agreement. The Company recognized \$0.7 million in other income in interest and other expense, net on the consolidated statements of comprehensive loss during the year ended December 31, 2022 related to the anticipated refund of taxes and interest paid.

On September 23, 2020, the Center for Advanced Public Awareness (“CAPA”) served a 60-Day Notice of Violation on the Company, alleging that the Company violated California’s Health and Safety Code (“Prop 65”) because of the amount of lead in the Company’s Diaper Rash Cream and seeking statutory penalties and product warnings available under Prop 65. On October 22, 2021, CAPA filed a complaint in California Superior Court in the County of San Francisco (“the Court”) for the alleged Prop 65 violations contained in its 60-Day Notice of Violation. The Company filed its answer and notice of related cases against Prestige Consumer Healthcare, Inc., Burt’s Bees, Inc., and Hain Celestial Group, Inc. on January 7, 2022 and has stipulated to relate these cases and transfer them to the Court's Complex Division. The Company intends to vigorously defend itself in this matter. The matter’s outcome and materiality are uncertain at this time. Therefore, the Company cannot estimate the probability of loss or make an estimate of the loss or range of loss in this matter.

On September 15, 2021, Cody Dixon filed a putative class action complaint in the U.S. District Court for the Central District of California alleging federal securities law violations by the Company, certain current officers and directors, and certain underwriters in connection with the Company's IPO. A second putative class action complaint containing similar allegations against the Company and certain current officers and directors was filed by Stephen Gambino on October 8, 2021 in the U.S. District Court for the Central District of California. These related complaints have been transferred to the same court and a Lead Plaintiff has been appointed in the matter, and a putative consolidated class action complaint was filed by the Lead Plaintiff on February 21, 2022. A derivative complaint was filed by Hayato Ono on behalf of the Company on November 29, 2021 in the U.S. District Court for the Central District of California, alleging breach of fiduciary duties, unjust enrichment, waste, gross mismanagement, and federal securities law violations by the Company’s directors and certain officers. On December 17, 2021, a second derivative complaint containing similar allegations against the Company’s directors and certain officers was filed by Mike Wang in the U.S. District Court for the Central District of California. These two federal derivative cases have been transferred to the same judge who is presiding over the securities class action complaints. A third derivative complaint was filed by Leah Bisch and Raluca Corobana in California Superior Court for the County of Los Angeles on January 3, 2022 with similar allegations. A fourth derivative complaint was filed by David Butler in the U.S. District Court for the District of Delaware on October 19, 2022

with similar allegations. Each of these federal and state court derivative cases have been stayed pending the outcome of a motion for summary judgment in the securities class action. Defendants' motion to dismiss the putative consolidated class action complaint was filed on March 14, 2022. On July 18, 2022, the Company's motion to dismiss was granted in part and denied in part. The Company believes the securities complaints are without merit and intends to vigorously defend itself against these allegations. These matters are in the preliminary stages of litigation with uncertain outcomes at this time. Therefore, the Company cannot estimate the probability of the loss or make an estimate of the loss or range of loss in these matters.

On August 10, 2022, Catrice Sida and Kris Yerby filed a putative class action complaint in the U.S. District Court for the Northern District of California alleging violations of California's Unfair Competition Law, False Advertising Law, Consumers Legal Remedies Act, breach of warranty, and unjust enrichment related to plant-based claims on certain of the Company's wipes products and seeking declaratory relief, injunctive relief, monetary damages, punitive damages and statutory penalties, and attorneys' fees and costs. The Company filed its motion to dismiss on October 17, 2022. On December 6, 2022, the Company's motion to dismiss was denied. The Company believes this complaint is without merit and intends to vigorously defend itself in this matter. The matter is in the preliminary stages of litigation and its outcome is uncertain at this time. Therefore, the Company cannot estimate the probability of loss or make an estimate of the range of loss in this matter.

As of December 31, 2022 and 2021, the Company was not subject to any other currently pending legal matters or claims that based on its current evaluation are expected to have a material adverse effect on its financial position, results of operations, or cash flows should such matters be resolved unfavorably.

Indemnifications

In the ordinary course of business, the Company may provide indemnifications of varying scope and terms to investors, directors and officers with respect to certain matters, including, but not limited to, losses arising out of the Company's breach of such agreements, services to be provided by the Company, or from intellectual property infringement claims made by third parties. These indemnifications may survive termination of the underlying agreement and the maximum potential amount of future payments the Company could be required to make under these indemnification provisions may not be subject to maximum loss clauses. The maximum potential amount of future payments the Company could be required to make under these indemnification provisions is indeterminable. The Company has never paid a material claim, nor has the Company been involved in litigation in connection with these indemnification arrangements. As of December 31, 2022 and 2021, the Company has not accrued a liability for these guarantees as the likelihood of incurring a payment obligation, if any, in connection with these guarantees is not probable or reasonably estimable due to the unique facts and circumstances involved.

Purchase Commitments

The Company has unconditional purchase commitments for software service subscriptions, advertising services and certain other services. Future minimum payments under these unconditional purchase commitments are as follows:

(In thousands)

Years Ending December 31,

2023	\$	3,074
2024		1,979
2025		496
2026		—
2027		—
Thereafter		—
Future minimum payments	<u>\$</u>	<u>5,549</u>

12. Stock-Based Compensation

2011 Stock Incentive Plan

The Company's 2011 Stock Incentive Plan (the "2011 Plan"), which is stockholder-approved, permits the grant of incentive and non-qualified stock options, stock awards, stock units or stock appreciation rights of common stock. Generally, stock options vest 25% on the first anniversary of the vesting commencement date and then monthly thereafter for 36 months, or pursuant to another vesting schedule as approved by the Board and set forth in the option agreement. Certain options and share awards provide for accelerated vesting upon certain events as described in the terms of the option and award agreements. Stock options have a maximum term of ten years. Prior to the IPO, all of the stock options and restricted stock units the Company granted were made pursuant to the 2011 Plan. Following the IPO, the Company grants equity incentive awards under the terms of the 2021 Plan (defined below).

The following table summarizes the stock option activity:

	<u>Number of Options</u>	<u>Weighted Average Exercise Price</u>	<u>Weighted Average Contractual Term (Years)</u>	<u>Intrinsic Value (in thousands)</u>
Outstanding at December 31, 2021	16,440,539	\$ 5.26	5.4	\$ 46,589
Granted	—	\$ —		
Exercised	(43,556)	\$ 2.81		
Forfeited/Cancelled	(1,508,976)	\$ 5.50		
Outstanding at December 31, 2022	<u>14,888,007</u>	\$ 5.24	4.0	\$ 3,024
Exercisable at December 31, 2022	14,503,073	\$ 5.23	3.9	\$ 3,024

From 2018 to 2020, the Company granted stock options that vest based upon achieving a qualifying liquidity event, provided the employee remains employed on the date the vesting condition is satisfied. In conjunction with the IPO, 2,442,918 stock option awards with a weighted average exercise price of \$5.54 vested based on the achievement of the IPO qualifying liquidity event, which resulted in the recognition of stock-based compensation expense of \$3.1 million upon the effective date of the IPO registration statement.

The intrinsic value of options exercised during the years ended December 31, 2022, 2021 and 2020 were \$0.1 million, \$6.0 million and \$0.3 million, respectively. This intrinsic value represents the difference between the fair value of the Company's common stock on the date of exercise and the exercise price of each option. The total fair value of options vested during the years ended December 31, 2022, 2021 and 2020 were \$2.0 million, \$7.9 million and \$7.6 million, respectively.

As of December 31, 2022 and 2021, there was \$1.0 million and \$3.9 million, respectively, of unrecognized stock-based compensation expense related to unvested stock options, which is expected to be recognized over a weighted-average period of 1.3 years and 1.8 years, respectively.

2021 Equity Incentive Plan

In April 2021, the Company's board of directors adopted the Company's 2021 Equity Incentive Plan (the "2021 Plan"), which became effective in connection with the IPO. All equity-based awards granted on or after the effectiveness of the 2021 Plan are granted under the 2021 Plan. The 2021 Plan provides for grants of incentive stock options ("ISOs") within the meaning of Section 422 of the Internal Revenue Code of 1986, as amended (the "Code"), to the Company's employees and its parent and subsidiary corporations' employees, and for the grant of nonstatutory stock options ("NSOs"), stock appreciation rights, restricted stock awards, restricted stock units ("RSUs") awards, performance awards and other forms of awards to the Company's employees, directors and consultants and any of its affiliates' employees and consultants. Initially, the maximum number of shares of the Company's common stock that may be issued under its 2021 Plan will not exceed 25,025,580 shares of the Company's common stock. In addition, the number of shares of the Company's common stock reserved for issuance under its 2021 Plan will automatically increase on January 1 of each year for a period of ten years, beginning on January 1, 2022 and continuing through January 1, 2031, in an amount equal to (1) 4% of the total number of shares of the Company's common stock outstanding on December 31 of the immediately preceding year, or (2) a lesser number of shares determined by the Company's board of directors prior to the date of the increase. On January 1, 2022, 3,660,485 additional shares were reserved for issuance pursuant to this provision. The maximum number of shares of the Company's common stock that may be issued on the exercise of ISOs under its 2021 Plan is 75,100,000 shares.

The following table summarizes the RSU activity:

	Number of Shares		Weighted Average Grant Date Fair Value Per Share	
	Non-Employee Directors	Directors, Officers and Employees	Non-Employee Directors	Directors, Officers and Employees
Unvested RSUs at December 31, 2021	103,561	2,867,306	\$ 16.00	\$ 13.58
Granted	485,806	3,113,741	\$ 3.51	\$ 5.07
Vested ⁽¹⁾	(131,775)	(1,121,573)	\$ 13.38	\$ 12.20
Forfeited	(4,641)	(694,071)	\$ 8.09	\$ 10.54
Unvested RSUs at December 31, 2022	452,951	4,165,403	\$ 3.44	\$ 8.09

(1) Includes 8,050 shares of common stock, that were withheld to cover taxes on the release of vested RSUs and became available for future grants pursuant to the 2021 Plan during the year ended December 31, 2022.

As of December 31, 2022 and 2021, there was \$31.2 million and \$34.2 million, respectively, of unrecognized stock-based compensation expense related to unvested RSUs, which is expected to be recognized over a weighted-average period of 2.5 years and 4.0 years, respectively.

2021 Employee Stock Purchase Plan

In April 2021, the Company's board of directors adopted the Company's 2021 Employee Stock Purchase Plan (the "2021 ESPP"). The Company authorized the issuance of 1,175,000 shares of common stock under the 2021 ESPP. In addition, the number of shares available for issuance under the 2021 ESPP will be annually increased on January 1 of each year for a period of ten years, beginning on January 1, 2022 and continuing through January 1, 2031 by the lesser of (i) 1% of the total number of shares of common stock outstanding on December 31 of the immediately preceding year; and (ii) 3,525,000 shares, except before the date of any such increase, the Company's board of directors may determine that such increase will be less than the amount set forth in clauses (i) and (ii). On January 1, 2022, 915,121 additional shares were reserved for issuance pursuant to this provision. Subject to any limitations contained therein, the 2021 ESPP allows eligible employees to contribute (in the form of payroll deductions or otherwise to the extent permitted by the administrator) an amount established by the administrator from time to time in its discretion to purchase common stock at a discounted price per share.

Under the 2021 ESPP, eligible employees are granted the right to purchase shares of common stock at the lower of 85% of the fair value at the time of grant or 85% of the fair value at the time of exercise. The right to purchase shares of common stock is granted in May and November of each year for an offering period of approximately six months. The first offering period under the 2021 ESPP commenced in May 2021 and the second offering in November 2021. For the year ended December 31, 2022 and 2021, employees who elected to participate in the ESPP purchased 95,742 and 39,490 shares of common stock, respectively, under the 2021 ESPP, resulting in cash proceeds to the Company of \$0.3 million and \$0.3 million, respectively. The weighted average price at purchase was \$2.68 and \$7.37 per share, respectively. As of December 31, 2022 and 2021, the Company had 1,955,107 and 1,135,510, respectively, remaining authorized shares available for purchase.

The following table summarizes the key input assumptions used in the Black-Scholes option-pricing model to estimate the grant-date fair value of the 2021 ESPP:

	For the Year Ended December 31, 2022		
Expected life of options (in years)		0.50	
Expected stock price volatility	73.27%	—	79.56%
Risk free interest rate	1.52%	—	4.65%
Expected dividend yield		—%	
Weighted average grant-date fair value per share	\$1.09	—	\$1.12

Stock-Based Compensation Expense

Stock-based compensation expense related to RSU awards, 2021 ESPP purchases and stock options, as applicable, are as follows:

	For the year ended December 31,		
	2022	2021	2020
<i>(In thousands)</i>			
Selling, general and administrative	\$ 14,593	\$ 15,820	\$ 7,558
Research and development	485	1,027	347
Total stock-based compensation expense	<u>\$ 15,078</u>	<u>\$ 16,847</u>	<u>\$ 7,905</u>

13. Net Income (Loss) per Share Attributable to Common Stockholders

The Company computes net income (loss) per share using the two-class method required for participating securities. The two-class method requires net income be allocated between common stock and participating securities based upon their respective rights to receive dividends as if all income for the period had been distributed. In periods where the Company has net losses, losses are not allocated to participating securities as they are not required to fund the losses. The Company considers its redeemable convertible preferred stock to be participating securities as preferred stockholders have rights to participate in dividends with the common stockholders.

Basic net income (loss) attributable to common stockholders per share is calculated by dividing net income (loss) attributable to common stockholders by the weighted-average number of shares of common stock outstanding. The Company computes diluted net income per share under a two-class method where income is reallocated between common stock, potential common stock and participating securities. Diluted net income (loss) per share attributable to common stockholders adjusts the basic net income (loss) per share attributable to common stockholders and the weighted-average number of shares of common stock outstanding for the potentially dilutive impact of stock options using the treasury stock method.

The following table sets forth the computation of the Company's basic and diluted net loss per share attributable to common stockholders:

	For the year ended December 31,		
	2022	2021	2020
<i>(In thousands, except for share and per share values)</i>			
Numerator:			
Net loss	\$ (49,019)	\$ (38,679)	\$ (14,466)
Add: gain on conversion of preferred stock ⁽¹⁾	—	28,994	—
Less: dividends paid to preferred stockholders ⁽²⁾	—	(20,637)	—
Net loss attributable to common stockholders - basic and diluted	<u>\$ (49,019)</u>	<u>\$ (30,322)</u>	<u>\$ (14,466)</u>
Net loss attributable to common stockholders - diluted	<u>\$ (49,019)</u>	<u>\$ (30,322)</u>	<u>\$ (14,466)</u>
Denominator:			
Weighted average shares of common stock outstanding - basic	92,201,806	71,126,218	34,075,572
Weighted average shares of common stock outstanding - diluted	<u>92,201,806</u>	<u>71,126,218</u>	<u>34,075,572</u>
Net loss per share, attributable to common shareholders:			
Basic and diluted	<u>\$ (0.53)</u>	<u>\$ (0.43)</u>	<u>\$ (0.43)</u>

(1) The conversion price of the Company's Series C and Series D redeemable convertible preferred stock was adjusted as the offering price in the initial public offering was below a certain threshold resulting in the preferred stockholders receiving a fixed dollar amount on conversion settled into a variable number of shares, or a stock-settled redemption feature. Upon the settlement of this redemption feature, the Company recorded a gain on extinguishment of the redeemable convertible preferred stock of \$29.0 million as an adjustment to net loss to arrive at net loss attributable to common stockholders to calculate earnings per share. The extinguishment gain was measured as the difference between the carrying amount of the redeemable convertible preferred stock and the fair value of common stock upon the IPO date that the preferred stock converted into.

(2) In April 2021, the Company's board of directors declared a cash dividend of \$35.0 million to the holders of record of our common stock as of May 3, 2021, that was contingent upon the closing of the Company's IPO. On June 29, 2021, the Company paid the dividend, of which \$20.6 million was paid to the holders of the Company's redeemable convertible preferred stock.

The following potentially dilutive shares were excluded from the computation of diluted net income (loss) per share because including them would have been antidilutive:

	For the year ended December 31,		
	2022	2021	2020
Redeemable convertible preferred stock ⁽¹⁾	—	—	49,100,928
Stock options to purchase common stock	14,888,007	16,440,539	18,038,042
Unvested restricted stock units	4,618,354	2,970,867	—
Employee stock purchase plan	62,438	39,157	—
Total	19,568,799	19,450,563	67,138,970

(1) Immediately prior to the completion of the IPO, 49,100,928 outstanding shares of redeemable convertible preferred stock with a carrying value of \$376.4 million converted into 49,649,023 shares of common stock.

14. Income Taxes

The components of income tax provision consisted of the following:

	For the year ended December 31,		
	2022	2021	2020
<i>(In thousands)</i>			
Current			
Federal	\$ —	\$ —	\$ —
State	110	77	89
Foreign	—	—	—
	<u>110</u>	<u>77</u>	<u>89</u>
Deferred			
Federal	—	—	—
State	—	—	—
Foreign	—	—	—
	<u>—</u>	<u>—</u>	<u>—</u>
Income tax provision	\$ 110	\$ 77	\$ 89

The reconciliation of the income tax benefit computed at the U.S. federal statutory rate of 21% to the Company's income tax provision is as follows:

	For the year ended December 31,		
	2022	2021	2020
<i>(In thousands)</i>			
Income tax benefit at the federal statutory rate	\$ (10,271)	\$ (8,106)	\$ (3,019)
State income taxes, net of federal benefit	(625)	(143)	831
Permanent differences for equity compensation	2,604	5,156	2,353
Nondeductible items	53	84	82
Nondeductible compensation	302	1,349	—
Change in valuation allowance	8,047	1,737	(158)
Income tax provision	\$ 110	\$ 77	\$ 89

The tax effects of temporary differences that gave rise to significant portions of deferred tax assets and liabilities were as follows:

<i>(In thousands)</i>	As of December 31,	
	2022	2021
Deferred tax assets		
Intangible assets	\$ 95	\$ 122
Property and equipment	815	—
Accrued expenses	653	2,602
Deferred revenue	51	13
Allowances, reserves and other	2,796	2,915
Stock-based compensation	8,335	9,592
Section 174 capitalized expenses	1,456	—
Net operating loss and other carryforwards	85,176	77,548
Total deferred tax assets	99,377	92,792
Valuation allowance	(94,103)	(86,659)
Net deferred tax assets	5,274	6,133
Deferred tax liabilities		
Deferred revenue	—	—
Property and equipment	—	(544)
Prepaid expenses	(364)	(539)
State taxes	(4,910)	(5,050)
Total deferred tax liabilities	(5,274)	(6,133)
Net deferred taxes	\$ —	\$ —

Effective January 1, 2022, the Tax Cuts and Jobs Act ("TCJA") of 2017 eliminated the option to deduct research and development expenses in the current year and now requires taxpayers to capitalize and amortize research and development expenses to Internal Revenue Code of 1986, as amended, ("IRC") Section 174. The capitalized expenses are amortized over a 5-year period for domestic expenses and a 15-year period for foreign expenses. As of December 31, 2022, the Company's deferred tax assets related to capitalized research and development expenses was \$1.5 million.

As of December 31, 2022 and 2021, the Company had federal and state net operating loss carryforwards of \$301.0 million and \$272.0 million, respectively, and federal and state net operating loss carryforwards of \$271.0 million and \$248.0 million, respectively. Federal and state net operating loss carryforwards begin to expire in 2032. As of December 31, 2022, the Company did not have any state tax credits. As of December 31, 2021, the Company had state tax credits of \$0.1 million, which began to expire in 2021. Federal net operating losses generated after January 1, 2018 would not expire, but would only be available to offset up to 80% of the Company's future taxable income.

The IRC imposes substantial restrictions on the utilization of net operating losses and other tax attributes in the event of an "ownership change" of a corporation. Accordingly, a company's ability to use pre-change net operating loss and research tax credits may be limited as prescribed under IRC Sections 382 and 383. Events which may cause limitation in the amount of the net operating losses and credits that the Company utilizes in any one year include, but are not limited to, a cumulative ownership change of more than 50% over a three-year period. The Company performed a study to determine whether net operating losses and credit carryover limitations exist under Section 382 as of December 31, 2020, and determined that a portion of the net operating losses that were generated during 2013 and prior are subject to Section 382 annual limitations. As of December 31, 2022 and 2021, these limitations did not cause any of the limited net operating losses to be permanently lost.

In assessing the realizability of deferred tax assets, management considers whether it is more likely than not that some portion or all of the deferred tax assets will not be realized. The ultimate realization of deferred tax assets is dependent upon the generation of future taxable income during the periods in which temporary differences become deductible or includable in taxable income. Management assesses the available positive and negative evidence to estimate if sufficient future taxable income will be generated to use the existing deferred tax assets.

A significant piece of objective negative evidence evaluated was the cumulative loss incurred over the three-year period ended December 31, 2022. Such objective evidence limits the ability to consider other subjective evidence such as its projections for future growth. On the basis of this evaluation, at December 31, 2022, a full valuation allowance has been recorded since it is more likely than not that the deferred tax assets will not be realized.

The following table summarizes the changes in the valuation allowance:

	For the year ended December 31,		
	2022	2021	2020
<i>(In thousands)</i>			
Beginning balance	\$ 86,659	\$ 84,934	\$ 85,083
Increase (decrease) to valuation allowance	8,047	1,737	(158)
Decrease due to adoption of ASC 842	(613)	—	—
Other increases (decreases)	10	(12)	9
Ending balance	<u>\$ 94,103</u>	<u>\$ 86,659</u>	<u>\$ 84,934</u>

The Company is subject to taxation in the U.S. federal and various state jurisdictions. During the years ended December 31, 2022 and 2021, the Company has not recorded any uncertain tax positions and has not recognized interest or penalties in the consolidated statements of comprehensive loss. The Company is subject to examination from federal tax authorities for years 2019, 2020 and 2021. To the extent allowed by law, the federal and state tax authorities may have the right to examine prior periods where net operating losses or tax credits were generated and carried forward and make adjustments up to the amount of the net operating loss or credit carryforward.

On August 16, 2022, President Biden signed into law the Inflation Reduction Act of 2022 (the “Act”), which contains provisions that became effective on January 1, 2023, including a 15% corporate minimum tax and a 1% excise tax on stock buybacks. While the Company is still evaluating the impact of the Act, the Company does not currently expect any material changes on its consolidated financial position, results of operations and cash flows.

15. Related Party Transactions

In April 2020, the Company engaged Summit House Studios LLC, a third-party consultant, to provide digital ad production services. Summit House Studios LLC is owned by a major shareholder of the Company. Based on services provided, the Company incurred \$0.2 million, \$0.6 million and \$0.3 million of advertising costs for this related party during the years ended December 31, 2022, 2021 and 2020, respectively, which is reported as marketing expense in the Company’s consolidated statements of comprehensive loss.

In May 2022, the Company engaged, Vault Co., a third-party consultant, to develop and deliver an ongoing brand tracker for the Company. Vault Co. is owned by a major shareholder of the Company. Based on services provided, the Company incurred \$0.1 million of advertising costs for this related party during the year ended December 31, 2022, which is reported as marketing expense in the Company’s consolidated statements of comprehensive loss.

16. Leases

The Company’s lease portfolio includes both real estate and non-real estate type leases which are accounted for as either finance or operating leases. Real estate leases generally include office and warehouse facilities and non-real estate leases generally include office equipment and machinery. The Company determines if a contract is or contains a lease at inception. The Company’s leases have remaining lease terms of less than one to six years. Renewal options that are deemed reasonably certain are included as part of the lease term for purposes of calculating the ROU assets and lease liability. The Company uses a discount rate to calculate the ROU asset and lease liability. When the implicit rate is known or provided in the lease documents, the Company is required to use this rate. In cases in which the implicit rate is not known, the Company uses an estimated incremental borrowing rate. Most of the Company’s leases do not contain an implicit interest rate; therefore, judgement is required in determining a rate that reflects what would be paid to borrow, on a collateralized basis and over a similar term, for the lease obligations. The Company takes into consideration the terms of its 2023 Credit Facility and any new debt agreements, lease terms, and current interest rates to determine the incremental borrowing rate at lease commencement date.

In connection with two of the Company’s facilities leases, the Company is required to obtain irrevocable letters of credit in lieu of security deposits. The letters of credit totaled \$4.8 million and \$6.3 million as of December 31, 2022 and 2021, respectively, and expire within a set number of days after the expirations of the facilities leases. In connection with the Company’s office facility lease, following the fourth year of the lease, the letter of credit balance can be reduced annually by a stated amount in the lease agreement, so long as the Company complies with certain covenants. In connection with the Company’s warehouse lease, the letter of credit balance is reduced annually by a stated amount in the lease agreement, so long as the Company complies with certain covenants.

As a result of the adoption of ASC 842, the following adjustments were made to the opening balances of the Company’s consolidated balance sheet (in thousands):

	<u>December 31, 2021</u>	Impact due to Adoption of ASC 842	<u>January 1, 2022</u>
Assets			
Property and equipment, net ⁽¹⁾	52,952	(37,581) \$	15,371
Operating lease ROU ⁽²⁾	—	36,127 \$	36,127
Liabilities, redeemable convertible preferred stock and stockholders' equity (deficit)			
Accrued expenses ⁽²⁾	\$ 19,003	\$ 5,113	\$ 24,116
Lease financing obligation, net of current portion ⁽¹⁾	37,527	(37,527) \$	—
Operating lease liabilities, net of current portion ⁽²⁾	—	37,531 \$	37,531
Other long-term liabilities ⁽³⁾	7,487	(7,415) \$	72
Accumulated equity (deficit) ⁽⁴⁾	(391,656)	845 \$	(390,811)

(1) Represents the derecognition of non-Company owned property that was capitalized under previously existing built-to-suit accounting policies.

(2) Represents the recognition of operating lease ROU assets and corresponding current and non-current lease liabilities.

(3) Represents reclassification of deferred rent to operating lease ROU assets upon adoption of ASC 842.

(4) Represents a decrease to the beginning fiscal 2022 accumulated deficit related to the adoption of ASC 842.

The components of lease expense were as follows (in thousands):

	<u>For the year ended December 31, 2022</u>
Finance lease expense:	
Amortization	263
Interest on lease liabilities ⁽¹⁾	7
Operating lease expense:	
Operating lease expense ⁽²⁾	7,153
Sublease income	(2,006)
Total lease expense, net	<u>5,417</u>

(1) Interest expense on the Company's build-to-suit lease was previously included in interest and other income (expense), net on the consolidated statements of comprehensive loss and with the adoption of ASC 842 it is now included in cost of revenue, along with the operating lease expense, on the consolidated statements of comprehensive loss.

(2) Represents the straight-line lease expense of operating leases, inclusive of amortization of ROU assets and the interest component of operating lease liabilities.

For the years ended December 31, 2021 and 2020, rent expense under ASC 840 was \$5.0 million and \$5.2 million, respectively. For the years ended December 31, 2021 and 2020, sublease rent income was \$2.5 million and \$2.7 million, respectively.

Based on the nature of the ROU assets, amortization of finance leases and amortization of operating ROU assets, operating lease expense and other lease expense are recorded within either cost of revenue or selling, general and administrative expenses and interest on finance lease liabilities is recorded within interest and other expense, net in the consolidated statements of comprehensive loss.

The following tables set forth the amount of lease assets and lease liabilities included in the Company's consolidated balance sheets (in thousands):

Assets	Financial Statement Line Item	December 31, 2022
Finance lease assets	Property and equipment, net	\$ 70
Operating lease assets	Operating lease right-of-use asset	29,947
Total lease assets		30,017
Liabilities		
Current		
Finance lease liabilities	Accrued expenses	52
Operating lease liabilities	Accrued expenses	7,688
Non-current		
Finance lease liabilities	Other long-term liabilities	22
Operating lease liabilities	Operating lease liabilities, net of current portion	29,842
Total lease liabilities		37,604

Supplemental information related to the Company's leases for the year ended December 31, 2022 was as follows:

Weighted-average remaining lease term (in years)

Finance leases	1.4
Operating leases	4.5

Weighted-average discount rate

Finance leases	3.00%
Operating leases	2.29%

Cash paid for amounts included in the measurement of lease liabilities (in thousands)

Operating cash flows used in finance leases	\$8
Operating cash flows used in operating leases	\$7,007
Finance cash flows used in finance leases	\$303

The Company did not have any non-cash ROU assets obtained in exchange for lease liabilities during the year ended December 31, 2022 for either finance or operating leases.

Future minimum lease payments required under operating and finance leases as of December 31, 2022, were as follows (in thousands):

	Operating Leases	Finance Leases
2023	\$ 8,468	57
2024	8,704	21
2025	8,950	—
2026	9,201	—
2027	4,244	—
Thereafter	—	—
Future minimum lease payments	<u>\$ 39,567</u>	<u>\$ 78</u>
Less: Amount representing interest	<u>(2,037)</u>	<u>(4)</u>
Present value of future lease payments	<u>\$ 37,530</u>	<u>\$ 74</u>

As of December 31, 2021, the future minimum rental payments under non-cancelable leases with offsetting sublease revenue were as follows:

<i>(in thousands)</i>	Facility Leases	Subleases	Build-to-Suit Lease	Capital Leases
Years Ending December 31,				
2022	\$ 5,231	\$ (1,936)	\$ 2,639	\$ 280
2023	5,754	(1,994)	2,714	57
2024	5,916	(2,054)	2,788	21
2025	6,082	(2,115)	2,868	—
2026	6,253	(2,179)	2,948	—
Thereafter	1,357	(369)	2,888	—
Future minimum lease payments (income)	<u>\$ 30,593</u>	<u>\$ (10,647)</u>	<u>\$ 16,845</u>	<u>\$ 358</u>
Less: Amount representing interest				(8)
Present value of future lease payments				<u>\$ 350</u>

17. Subsequent Events

In January 2023, the Company entered into a first lien credit agreement (the “2023 Credit Facility”), with JPMorgan Chase Bank, N.A., as administrative agent and lender, and the other lenders party thereto, which provides for a \$35.0 million revolving credit facility maturing on April 30, 2026. The 2023 Credit Facility includes an uncommitted accordion feature that allows for increases in the revolving commitment to as much as an additional \$35.0 million, for up to \$70.0 million in potential revolving commitments. The 2023 Credit Facility includes a subfacility that provides for the issuance of letters of credit in an amount of up to \$15.0 million at any time outstanding. The 2023 Credit Facility is subject to customary fees for loan facilities of this type, including a commitment fee based on the average daily undrawn portion of the 2023 Credit Facility. The interest rate applicable to the 2023 Credit Facility will be, at the Company’s option, either (a) the Adjusted Term SOFR Rate (subject to a 0.00% floor), plus a margin ranging from 1.50% to 2.25% or (b) the CB floating rate, (i) plus a margin of 0.25% or (ii) minus a margin ranging from 0.25% to 0.50%. The margin will be based upon the Company’s fixed charge coverage ratio. The CB floating rate is the higher of (a) the Wall Street Journal prime rate and (b) 2.50%. In January 2023, upon entry into the 2023 Credit Facility, the Company’s existing 2021 Credit Facility was terminated. As of March 16, 2023, there was no outstanding balance under the 2023 Credit Facility.

Item 9. Changes in and Disagreements With Accountants on Accounting and Financial Disclosures

None.

Item 9A. Controls and Procedures.

Evaluation of Disclosure Controls and Procedures

We maintain “disclosure controls and procedures,” as defined in Rules 13a-15(e) and 15d-15(e) under the Securities Exchange Act of 1934, as amended, or the Exchange Act, that are designed to ensure that information required to be disclosed in the reports that we file or submit under the Exchange Act is (1) recorded, processed, summarized and reported, within the time periods specified in the SEC’s rules and forms and (2) accumulated and communicated to our management, including our principal executive officer and principal financial officer, to allow timely decisions regarding required disclosure. Our management, with the participation of our Chief Executive Officer and Chief Financial Officer, evaluated, as of December 31, 2022, the effectiveness of our disclosure controls and procedures (as defined in Rules 13a-15(e) and 15d-15(e) under the Exchange Act). Based on that evaluation, our principal executive officer and principal financial officer concluded that, as of such date, our disclosure controls and procedures were effective at the reasonable assurance level.

Management’s Annual Report on Internal Control over Financial Reporting

Our management is responsible for establishing and maintaining adequate internal control over financial reporting, as defined in Rules 13a-15(f) and 15d-15(f) of the Exchange Act. Our management, under the supervision and with the participation of our Chief Executive Officer and Chief Financial Officer, conducted an evaluation of the effectiveness of our internal control over financial reporting as of December 31, 2022 based on the framework in Internal Control-Integrated Framework issued by the Committee of Sponsoring Organizations of the Treadway Commission (2013 Framework). Based on the results of its evaluation, management concluded that our internal control over financial reporting was effective as of December 31, 2022.

Attestation Report of the Registered Public Accounting Firm

This Annual Report does not include an attestation report of our registered public accounting firm due to an exemption for “emerging growth companies.”

Changes in Internal Control over Financial Reporting

There was no change in the Company's internal control over financial reporting that occurred during the quarter ended December 31, 2022 that has materially affected, or is reasonably likely to materially affect the Company's internal control over financial reporting.

Limitations on Effectiveness of Controls and Procedures

In designing and evaluating our disclosure controls and procedures, management recognizes that any controls and procedures, no matter how well designed and operated, can provide only reasonable assurance of achieving the desired control objectives. In addition, the design of disclosure controls and procedures must reflect the fact that there are resource constraints and that management is required to apply judgment in evaluating the benefits of possible controls and procedures relative to their costs. Our management, including our Chief Executive Officer and Chief Financial Officer, believe that our disclosure controls and procedures and internal control over financial reporting are designed to provide reasonable assurance of achieving their objectives and are effective at the reasonable assurance level. However, our management does not expect that our disclosure controls and procedures or our internal control over financial reporting will prevent all errors and all fraud.

Item 9B. Other Information.

None.

Item 9C. Disclosure Regarding Foreign Jurisdiction that Prevent Inspections.

Not applicable.

PART III

Item 10. Directors, Executive Officers and Corporate Governance

The information required by this item will be contained in the Company's definitive Proxy Statement for its 2023 Annual Stockholder Meeting, to be filed with the SEC within 120 days after December 31, 2022, and is incorporated herein by reference.

We maintain a Code of Conduct that is applicable to all employees, officers and directors. Our Code of Conduct is available on our website at investors.honest.com. We expect that any amendments to the Code of Conduct, or any waivers of its requirements, will be disclosed on our website, if required by applicable law or the listing standards of The Nasdaq Global Select Market. The inclusion of our website address in this Annual Report on Form 10-K does not include or incorporate by reference into this Annual Report on Form 10-K the information on or accessible through our website.

Item 11. Executive Compensation

The information required by this item will be contained in the Company's definitive Proxy Statement for its 2023 Annual Stockholder Meeting, to be filed with the SEC within 120 days after December 31, 2022, and is incorporated herein by reference.

Item 12. Security Ownership of Certain Beneficial Owners and Management and Related Stockholder Matters

The information required by this item will be contained in the Company's definitive Proxy Statement for its 2023 Annual Stockholder Meeting, to be filed with the SEC within 120 days after December 31, 2022, and is incorporated herein by reference.

Item 13. Certain Relationships and Related Transactions, and Director Independence

The information required by this item will be contained in the Company's definitive Proxy Statement for its 2023 Annual Stockholder Meeting, to be filed with the SEC within 120 days after December 31, 2022, and is incorporated herein by reference.

Item 14. Principal Accountant Fees and Services

The information required by this item will be contained in the Company's definitive Proxy Statement for its 2023 Annual Stockholder Meeting, to be filed with the SEC within 120 days after December 31, 2022, and is incorporated herein by reference.

PART IV

Item 15. Exhibits and Financial Statement Schedules

The following documents are filed as part of this Annual Report on Form 10-K:

Financial Statements. See Consolidated Financial Statements in Part II, Item 8 of this Annual Report on Form 10-K.

Financial Statement Schedules. All financial statement schedules are omitted because they are not applicable, not required under the instructions, or the requested information is included in the consolidated financial statements or notes thereto.

Exhibits. The following is a list of exhibits filed with this report or incorporated herein by reference:

Exhibit Number	Exhibit Description	Form	Incorporation by Reference			Filed Herewith
			File No.	Exhibit	Filing Date	
3.1	Amended and Restated Certificate of Incorporation of the Company.	8-K	001-40378	3.1	5/11/2021	
3.2	Amended and Restated Bylaws of the Company.					X
4.1	Form of Common Stock Certificate	10-K	001-40378	4.1	3/28/2022	
4.2	Description of Capital Stock	10-K	001-40378	4.2	3/28/2022	
10.1	Amendment Nineteen to the Logistics Services Agreement, dated as of May 17, 2022, by and between the Company and Geodis Logistics, LLC.	10-Q	001-40378	10.1	8/12/2022	
10.2	Amendment Twenty to the Logistics Services Agreement, dated as of July 15, 2022, by and between the Company and Geodis Logistics, LLC.	10-Q	001-40378	10.2	8/12/2022	
10.3†	Amendment Twenty One to the Logistics Services Agreement, dated as of September 2, 2022, by and between the Company and Geodis Logistics, LLC.	10-Q	001-40378	10.1	11/10/2022	
10.4†	Amendment Twenty-Two to the Logistics Services Agreement, dated as of December 8, 2022, by and between the Company and Geodis Logistics, LLC.					X
10.5†	Amendment Twenty-Three to the Logistics Services Agreement, dated as of December 30, 2022, by and between the Company and Geodis Logistics, LLC.					X
10.6	Credit Agreement dated January 25, 2023, by and among the Company, the lenders party thereto and JPMorgan Chase Bank, N.A., as administrative agent.	8-K	001-40378	10.1	1/27/2023	
10.7+	Employment Agreement, dated April 22, 2022, by and between the Company and Steve Winchell.	10-Q	001-40378	10.1	5/13/2022	
10.8+	Separation Agreement and Release of Claims, dated January 10, 2023, by and between the Company and Nikolas Vlahos.					X
10.9+	Employment Agreement, dated January 9, 2023, by and between the Company and Carla Vernón.					X

10.10†	Fourth Amended and Restated Contract Manufacturing Agreement, dated as of December 21, 2022, by and between the Company and Valor Brands LLC, a.k.a. Ontex North America.					X
10.11	Amendment Twenty-Four to the Logistics Services Agreement, dated as of February 28, 2023 by and between the Company and Geodis Logistics, LLC.					X
10.12	2023 Inducement Plan	8-K	001-40378	10.1	3/16/2023	
10.13	Form of Global RSU Award Grant Notice and Global RSU Award Agreement under the 2023 Inducement Plan	8-K	001-40378	10.2	3/16/2023	
21.1	List of Subsidiaries					X
23.1	Consent of PricewaterhouseCoopers LLP, independent registered public accounting firm.					X
24.1	Power of Attorney (included on the signature page of this Annual Report on Form 10-K)					X
31.1	Certification of Principal Executive Officer pursuant to Rule 13a-14(a) and Rule 15d-14(a), as adopted pursuant to Section 302 of the Sarbanes-Oxley Act of 2002					X
31.2	Certification of Principal Financial Officer pursuant to Rule 13a-14(a) and Rule 15d-14(a), as adopted pursuant to Section 302 of the Sarbanes-Oxley Act of 2002					X
32.1*	Certification of Principal Executive Officer pursuant to 18 U.S.C. Section 1350, as adopted pursuant to Section 906 of the Sarbanes-Oxley Act of 2002					X
32.2*	Certification of Principal Financial Officer pursuant to 18 U.S.C. Section 1350, as adopted pursuant to Section 906 of the Sarbanes-Oxley Act of 2002					X
101.INS	Inline XBRL Instance Document					
101.SCH	Inline XBRL Taxonomy Extension					
101.CAL	Schema Document					
	Inline XBRL Taxonomy Extension					
	Calculation Linkbase Document					
101.LAB	Inline XBRL Taxonomy Extension					
101.PRE	Label Linkbase Document					
101.DEF	Inline XBRL Taxonomy Extension					
	Presentation Linkbase Document					
	Inline XBRL Taxonomy Extension					
	Definition Linkbase Document					
104	Cover Page Interactive Data File (formatted as inline XBRL and contained in Exhibit 101)					

†Indicates a management contract or compensatory plan

* Furnished herewith and not deemed to be “filed” for purposes of Section 18 of the Exchange Act, and shall not be deemed to be incorporated by reference into any filing under the Securities Act of 1933, as amended, or the Exchange Act (whether made before or after the date of the Form 10-K), irrespective of any general incorporation language contained in such filing.

† Portions of this exhibit (indicated by asterisks) have been omitted because the registrant has determined that the information is both not material and is the type that the registrant treats as private or confidential.

Item 16. Form 10-K Summary

None.

SIGNATURES

Pursuant to the requirements of the Securities Exchange Act of 1934, the registrant has duly caused this report to be signed on its behalf by the undersigned thereunto duly authorized.

Date: March 16, 2023

The Honest Company, Inc.

By: /s/ Carla Vernón

Carla Vernón

Chief Executive Officer and Director

(Principal Executive Officer)

POWER OF ATTORNEY

KNOW ALL PERSONS BY THESE PRESENTS, that each person whose signature appears below constitutes and appoints Carla Vernón, Kelly Kennedy and Brendan Sheehey, and each one of them, as his or her true and lawful attorneys-in-fact and agents, with full power of substitution and resubstitution, for him or her and in their name, place and stead, in any and all capacities, to sign any and all amendments to this report, and to file the same, with all exhibits thereto and other documents in connection therewith, with the Securities and Exchange Commission, granting unto said attorneys-in-fact and agents, and each of them, full power and authority to do and perform each and every act and thing requisite and necessary to be done in connection therewith, as fully to all intents and purposes as he or she might or could do in person, hereby ratifying and confirming all that said attorneys-in-fact and agents or any of them, or his or her substitute or substitutes, may lawfully do or cause to be done by virtue hereof.

Pursuant to the requirements of the Securities Exchange Act of 1934, this report has been signed below by the following persons on behalf of the registrant and in the capacities and on the dates indicated.

Signature	Title	Date
<u>/s/ Carla Vernón</u> Carla Vernón	Chief Executive Officer and Director <i>(Principal Executive Officer)</i>	March 16, 2023
<u>/s/ Kelly J. Kennedy</u> Kelly J. Kennedy	Executive Vice President, Chief Financial Officer <i>(Principal Financial and Accounting Officer)</i>	March 16, 2023
<u>/s/ Jessica Warren</u> Jessica Warren	Chief Creative Officer and Director	March 16, 2023
<u>/s/ James D. White</u> James D. White	Director	March 16, 2023
<u>/s/ Katie Bayne</u> Katie Bayne	Director	March 16, 2023
<u>/s/ Julia M. Brown</u> Julia M. Brown	Director	March 16, 2023
<u>/s/ Susan Gentile</u> Susan Gentile	Director	March 16, 2023
<u>/s/ John R. Hartung</u> John R. Hartung	Director	March 16, 2023
<u>/s/ Eric Liaw</u> Eric Liaw	Director	March 16, 2023
<u>/s/ Avik Pramanik</u> Avik Pramanik	Director	March 16, 2023
<u>/s/ Nikolaos Vlahos</u> Nikolaos Vlahos	Director	March 16, 2023





 **HONEST**

12130 Millenium Drive, Suite 500
Los Angeles, CA 90094

WWW.HONEST.COM